

DOCUMENT 00 91 01

ADDENDUM NO. 01

Dated June 4, 2026

1. General
This document includes requirements that clarify or supersede portions of the bid and/or contract requirements for the project. This Addendum is a Contract Document.
2. SUMMARY
The following changes, additions and deletions shall be made to the following document(s) as noted in **RED**; all other conditions shall remain the same.

Changes to Drawings and Technical Specifications

1. Replace Project Manual Volume 2 in its entirety with the attached drawing sets and technical specifications for MP, OG, PH titled ADDENDUM No. 01 dated June 4, 2026.

END OF DOCUMENT

B-08-25-26

PROJECT MANUAL

**PROJECT/CONTRACT NUMBER:
MP00000817, OG00000817,
PH00000817/CP7171**

**DW Infrastructure – Exterior Painting
(Mount Pleasant, Oak Grove,
Piedmont Hills High Schools)**

**Volume 2
Drawings and Technical Specifications
Addendum No. 01 dated June 4, 2026**

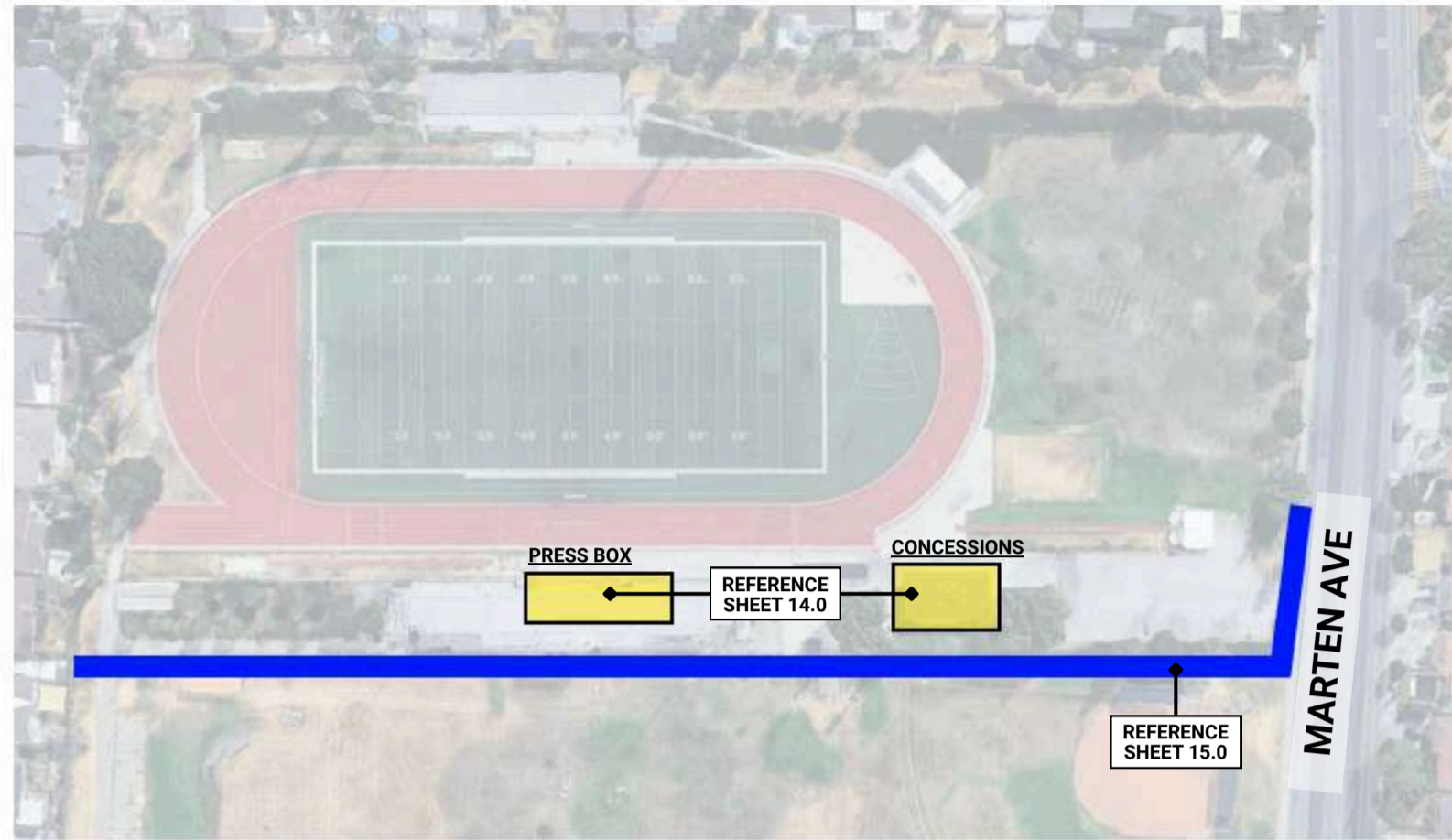
EAST SIDE UNION HIGH SCHOOL DISTRICT

May 13, 2026

**EAST SIDE
UNION HIGH
SCHOOL DISTRICT**

**PROJECT:
MOUNT PLEASANT
HIGH SCHOOL
CAMPUS PAINTING**

**ADDRESS:
1750 S WHITE RD.,
SAN JOSE, CA 95127**

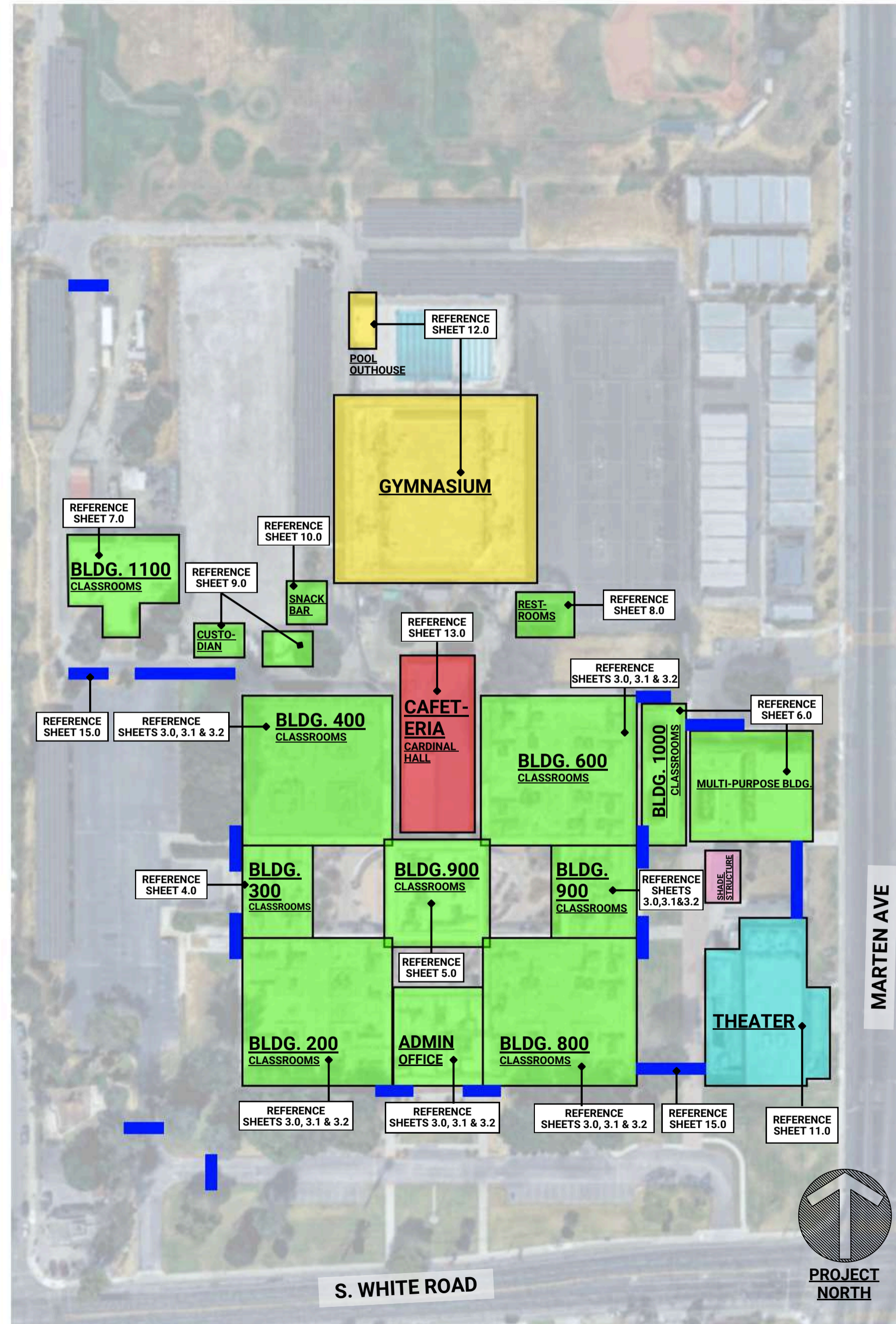


SCOPE OF WORK

- METAL FENCING & GATES**
FENCING & GATE SEGMENTS IDENTIFIED FOR EXTERIOR PAINTING
- FACILITIES (CLASSROOMS, OFFICES, LABS, ETC.)**
CAMPUS FACILITIES IDENTIFIED FOR EXTERIOR PAINTING
- FACILITIES (GYM, ATHLETICS, CONCESSIONS)**
CAMPUS FACILITIES FOR ATHLETICS IDENTIFIED FOR EXTERIOR PAINTING
- FACILITIES (THEATER)**
CAMPUS FACILITIES IDENTIFIED FOR SECTIONAL EXTERIOR PAINTING & REFINISHING
- FACILITIES (NO PAINTING)**
CAMPUS FACILITIES IDENTIFIED FOR POWER WASHING ONLY
- SHADE STRUCTURES**
SHADE STRUCTURES IDENTIFIED FOR PAINTING

SHEET NOTES:

1. SITE PLAN IS FOR VISUAL REFERENCE TO IDENTIFY THE FACILITIES AND THEIR RESPECTIVE SCOPES OF WORK FOR THIS PROJECT.
2. SITE PLAN IS NOT TO SCALE AND SHOULD NOT BE USED IN QUANTITY TAKE-OFF AND MEASUREMENTS.
3. SCOPES OF WORK PROVIDED ON THIS SHEET ARE GENERAL AND TYPICAL. FOR DETAILED ELEVATION CALL-OUTS OF THE FACILITIES, SEE THEIR RESPECTIVE SHEETS.



DRAWING VERSION

DESCRIPTION	DATE
BID SET	05/19/26
ADDENDUM 1	06/04/26

SHEET:


1.0
**SITE PLAN
AERIAL**

BID#: B-08-25-26

**EAST SIDE
UNION HIGH
SCHOOL DISTRICT**

**PROJECT:
MOUNT PLEASANT
HIGH SCHOOL
CAMPUS PAINTING**

**ADDRESS:
1750 S WHITE RD.,
SAN JOSE, CA 95127**



DRAWING VERSION

DESCRIPTION	DATE
BID SET	05/19/26
ADDENDUM 1	06/04/26

SHEET:

**1.1
SITE PLAN
AERIAL**

BID#: B-08-25-26

GENERAL NOTES

1. CONTRACTOR TO VERIFY ALL QUANTITIES OF BUILDINGS AND FIXTURES.
2. CONTRACTOR TO VERIFY SURFACE MATERIAL OF BUILDINGS AND FIXTURES.
3. ALL BUILDINGS, FIXTURES, AND ITEMS IN SCOPE OF WORK ARE TO BE POWERWASHED PRIOR TO PAINTING AND/OR SANDBLASTING.
4. FOR ALL BUILDINGS IN SCOPE OF WORK, PROTECT AND CLEAN LIGHTING FIXTURES, VENTS, SPEAKERS, AND ALL OTHER BUILDING MOUNTED FIXTURES NOT CALLED OUT TO BE PAINTED.
5. CONTRACTOR TO NOT USE CAMPUS TRASH AND RECYCLE FOR DISPOSAL. PAINT AND CHEMICAL ARE TO BE OFFHAUL AND DISPOSED OFFSITE PER MANUFACTURER REQUIREMENTS.
6. FOR ALL HOLLOW METAL FRAMES WITHIN SCOPE OF WORK, PAINT BOTH EXTERIOR AND INTERIOR SIDES.
7. FOR BUILDINGS AND FENCING WITH FOLIAGE, PROTECT IN PLACE PRIOR TO PAINT. CONTRACTOR IS RESPONSIBLE FOR MAINTAINING SITE CONDITIONS.
8. FOR LOCATIONS WHERE IT IS NOT POSSIBLE PROTECT AND MAINTAIN THE EXISTING FOLIAGE, CONTRACTOR TO INFORM AND IDENTIFY LOCATION TO DISTRICT. CONTRACTOR MAY ONLY REMOVE FOLIAGE AFTER RECEIVING APPROVAL FROM DISTRICT.
9. COLOR ON PAINT SCHEDULE MAY BE CUSTOM TINTED FOR DISTRICT, CONTRACTOR TO VERIFY COLOR TINTS AS PART OF SUBMITTAL.
10. CONTRACTOR TO PROVIDE MOCK-UPS FOR EACH BUILDING TYPE FOR DISTRICT APPROVAL.
11. AREAS OF WORK TO BE CAUTIONED AND SAFE-OFF TO PREVENT PUBLIC ENTRY. IF A PATHWAY IS CAUTIONED OFF, CONTRACTOR TO CREATE ALTERNATIVE PATH OF TRAVEL FOR STUDENTS AND STAFF TRAFFIC.
12. TERMINATE ALL COLOR TRANSITIONS AT INSIDE CORNER
13. PRIOR TO COMMENCING ANY WORK THAT REQUIRE LIMITING ACCESS (EX. FENCING ALONG PARKING, SANDBLASTING STEPS, ETC.) CONTRACTOR TO PROVIDE MINIMUM OF 72 HOUR NOTICE TO CM/DISTRICT FOR COORDINATION.
14. CONTRACTOR TO COORDINATE WORK WITH DISTRICT CM FOR ALL AREAS DURING SCHOOL PERIOD.
15. CONTRACTOR TO PROVIDE MOCK-UPS AS NEEDED AND REQUESTED BY DISTRICT TO CONVEY UNDERSTANDING OF DESIGN INTENT.

PAINT SCHEDULE

COLOR 1
MANUFACTURER: DUNN EDWARDS
COLOR:
PRODUCT: EVSH30
SHEEN: EGGSHELL

COLOR 3
MANUFACTURER: DUNN EDWARDS
COLOR:
PRODUCT: EVSH30
SHEEN: EGGSHELL

COLOR 2
MANUFACTURER: DUNN EDWARDS
COLOR:
PRODUCT: EVSH30
SHEEN: EGGSHELL

COLOR 4
MANUFACTURER: DUNN EDWARDS
COLOR:
PRODUCT: EVSH30
SHEEN: EGGSHELL

DRAWING INDEX

SHEET	DESCRIPTION
1.0	SITE PLAN
1.1	SITE PLAN AERIAL
2.0	GENERAL NOTES & SCHEDULE
3.0	BUILDINGS 200, 400, 600, 700, 800 & ADMINISTRATION
3.1	BUILDINGS 200, 400, 600, 700, 800 & ADMINISTRATION
3.2	BUILDINGS 200, 400, 600, 700, 800 & ADMINISTRATION
4.0	BUILDING 300 ARTS
5.0	BUILDING 900 LIBRARY
6.0	BUILDING 1000 & MULTI-PURPOSE
7.0	BUILDING 1100 DRAMA
8.0	RESTROOM
9.0	CUSTODIAN AREA
10.0	SNACK BAR AREA
11.0	THEATER
12.0	GYMNASIUM
13.0	BLDG 500 CARDINAL HALL SERVERY
14.0	FIELD ATHLETICS
15.0	FENCING & GATES
16.0	SHADE STRUCTURE
17.0	MISC. ITEMS
17.1	MISC. ITEMS
17.2	MISC. ITEMS
17.3	MISC. ITEMS
18.0	MURAL PRESERVATION
18.1	MURAL PRESERVATION

EAST SIDE UNION HIGH SCHOOL DISTRICT

PROJECT:
**MOUNT PLEASANT
HIGH SCHOOL**
CAMPUS PAINTING

ADDRESS:
1750 S WHITE RD.,
SAN JOSE, CA 95127



DRAWING VERSION

DESCRIPTION	DATE
BID SET	05/19/26
ADDENDUM 1	06/04/26

SHEET:

2.0
**GENERAL NOTES
& SCHEDULE**

BID#: B-08-25-26



DRAWING VERSION

DESCRIPTION	DATE
BID SET	05/19/26
ADDENDUM 1	06/04/26

SHEET:

3.0

**BUILDINGS
200, 400, 600, 700,
800 & ADMIN.**

**INFILL PANEL (METAL) (TYP.)
PAINT COLOR**

**SOFFIT (CONCRETE) (TYP.)
PAINT COLOR**

**TRIM (METAL)
PAINT COLOR**

**DRAIN PIPES (METAL)
PAINT COLOR**

**SIGNAGE (TYP.)
REMOVE & REINSTALL**



1 BUILDINGS 200, 400, 600, 700, 800 & ADMIN (TYP.)

**FASCIA (CONCRETE) (TYP.)
PAINT COLOR**

**BODY (CONCRETE) (TYP.)
PAINT COLOR**

**RAILINGS (UNPAINTED) (TYP.)
MAINTAIN EXISTING FINISH**

**ROOF TRIM (METAL) (TYP.)
PAINT COLOR**

**COLUMNS (CONCRETE) (TYP.)
PAINT COLOR**

**ADMIN DOOR (METAL)
PAINT COLOR**

**WINDOW FRAME (METAL) (TYP.)
PAINT COLOR**

**INFILL PANEL (PAINTED) (TYP.)
PAINT COLOR**


**RAMP WALL
PAINT COLOR**

**DEVICES & LIGHTING (TYP.)
PROTECT IN PLACE**

**DOOR (FRP) (TYP.)
MAINTAIN EXISTING FINISH**

**DOOR/WINDOW FRAME (METAL) (TYP.)
PAINT COLOR**

**SOFFIT (CONCRETE) (TYP.)
PAINT COLOR**



2 BUILDINGS 200, 400, 600, 700, 800 & ADMIN (TYP.)

**COLUMN (CONCRETE) (TYP.)
PAINT COLOR**

**INFILL PANEL (METAL) (TYP.)
PAINT COLOR**

**BODY (CONCRETE) (TYP.)
PAINT COLOR**

**LOCKERS (TYP.)
PROTECT IN PLACE**

DRAWING VERSION

DESCRIPTION	DATE
BID SET	05/19/26
ADDENDUM 1	06/04/26

SHEET:

3.1

**BUILDINGS
200, 400, 600, 700,
800 & ADMIN.**

DRAWING VERSION

DESCRIPTION	DATE
BID SET	05/19/26
ADDENDUM 1	06/04/26

SHEET:

3.2

**BUILDINGS
200, 400, 600, 700,
800 & ADMIN.**

BID#: B-08-25-26

**ROOF TRIM (METAL) (TYP.)
PAINT COLOR**

**FASCIA (CONCRETE) (TYP.)
PAINT COLOR**

**SOFFIT (CONCRETE) (TYP.)
PAINT COLOR**

**BODY (CONCRETE) (TYP.)
PAINT COLOR**

**COLUMN (CONCRETE)(TYP.)
PAINT COLOR**



1 BUILDINGS 200, 400, 600, 700, 800 & ADMIN (TYP.)

**DRAIN PIPES (METAL) (TYP.)
PAINT COLOR**

**INFILL PANEL (PAINTED) (TYP.)
PAINT COLOR**

**DOOR (HM) (TYP.)
PAINT COLOR**

**ROOF TRIM (METAL) (TYP.)
PAINT COLOR**

**DRAIN PIPES (METAL) (TYP.)
PAINT COLOR**



2 BUILDINGS 200, 400, 600, 700, 800 & ADMIN (TYP.)


**FASCIA (CONCRETE) (TYP.)
PAINT COLOR**

**INFILL PANEL (METAL) (TYP.)
PAINT COLOR**

**WINDOW FRAME (METAL) (TYP.)
PAINT COLOR**

**COLUMNS (CONCRETE) (TYP.)
PAINT COLOR**

**LOCKERS (TYP.)
PROTECT IN PLACE**



DRAWING VERSION

DESCRIPTION	DATE
BID SET	05/19/26
ADDENDUM 1	06/04/26

SHEET:

4.0

**BUILDING
300
CLASSROOMS**

BID#: B-08-25-26

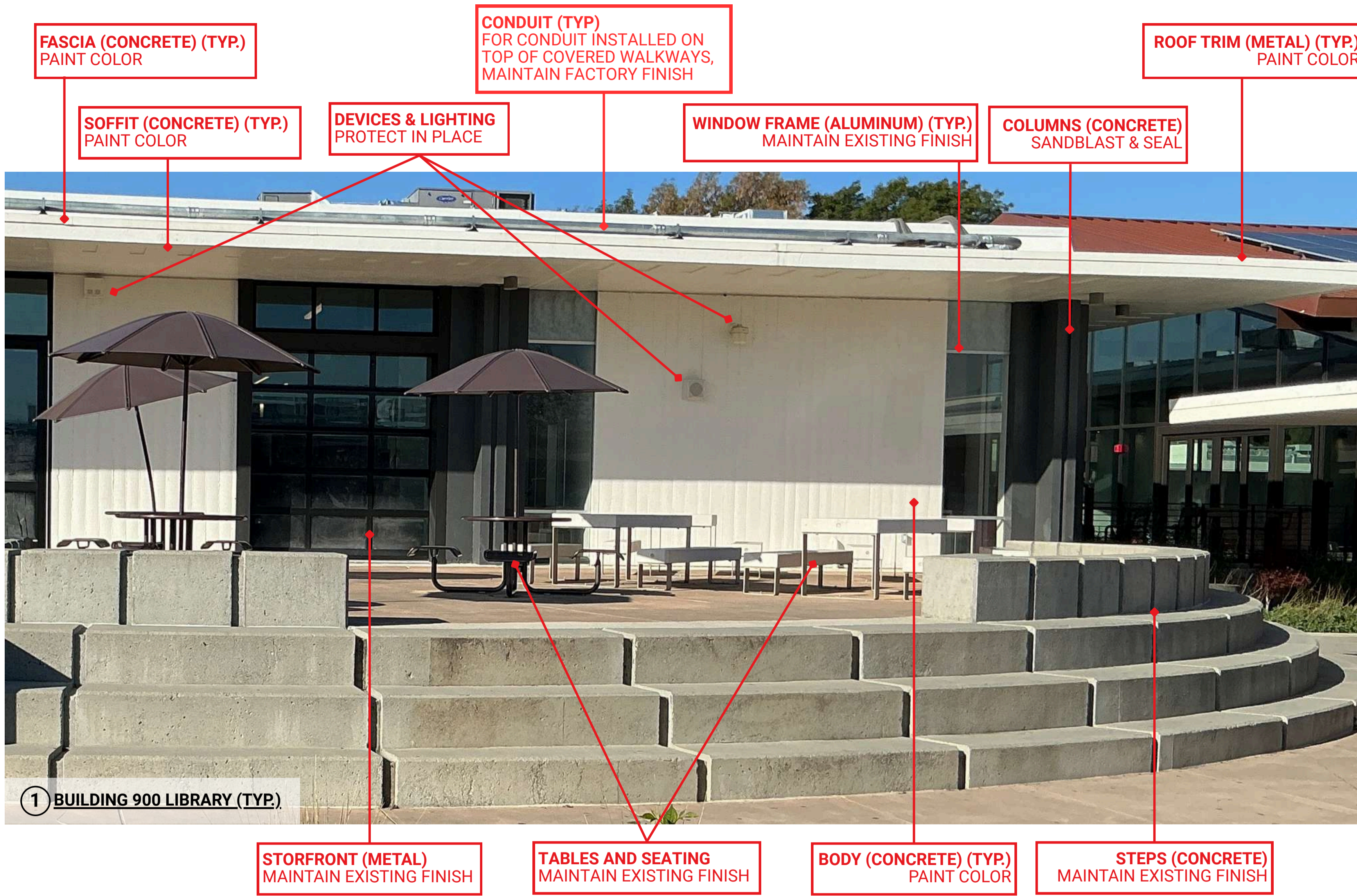
DRAWING VERSION

DESCRIPTION	DATE
BID SET	05/19/26
ADDENDUM 1	06/04/26

SHEET:

5.0
**BUILDING
900
LIBRARY**

BID#: B-08-25-26



FASCIA (CONCRETE) (TYP.)
PAINT COLOR

CONDUIT (TYP)
FOR CONDUIT INSTALLED ON
TOP OF COVERED WALKWAYS,
MAINTAIN FACTORY FINISH

ROOF TRIM (METAL) (TYP.)
PAINT COLOR

SOFFIT (CONCRETE) (TYP.)
PAINT COLOR

DEVICES & LIGHTING
PROTECT IN PLACE

WINDOW FRAME (ALUMINUM) (TYP.)
MAINTAIN EXISTING FINISH

COLUMNS (CONCRETE)
SANDBLAST & SEAL




1 BUILDING 900 LIBRARY (TYP.)

STORFRONT (METAL)
MAINTAIN EXISTING FINISH

TABLES AND SEATING
MAINTAIN EXISTING FINISH

BODY (CONCRETE) (TYP.)
PAINT COLOR

STEPS (CONCRETE)
MAINTAIN EXISTING FINISH



DRAWING VERSION

DESCRIPTION	DATE
BID SET	05/19/26
ADDENDUM 1	06/04/26

SHEET:

6.0
**BUILDING
1000 & MULTI-
PURPOSE**

BID#: B-08-25-26

DRAWING VERSION

DESCRIPTION	DATE
BID SET	05/19/26
ADDENDUM 1	06/04/26

SHEET:

**7.0
BUILDING
1100
DRAMA**

**DOOR FRAME (METAL)
PAINT COLOR**

**BODY UPPER (STUCCO)
PAINT COLOR**

**ROOF TRIM (METAL) (TYP.)
PAINT COLOR**

**VENTS (METAL)
PAINT COLOR**

**LIGHTING & FIXTURES (TYP.)
PROTECT IN PLACE**



**DOOR (METAL) (TYP.)
PAINT COLOR**

**SOFFIT (STUCCO)
PAINT COLOR**

**ROLLING DOOR (PAINTED METAL)
PAINT COLOR**

ROOF TRIM (METAL) (TYP.)
PAINT COLOR

FIXTURES & LIGHTING
PROTECT IN PLACE

INFILL PANEL (PAINTED) (TYP.)
PAINT COLOR

UNPAINTED BRICK
MAINTAIN EXISTING FINISH



DOORS (METAL) (TYP.)
PAINT COLOR

1 RESTROOMS (TYP.)

BODY (PAINTED BRICK)
PAINT COLOR

DOOR FRAME (METAL) (TYP.)
PAINT COLOR



2 RESTROOMS (TYP.)

BENCH (CONCRETE)
SANDBLAST TO NATURAL FINISH
APPLY SEALER



3 RESTROOMS (TYP.)

PLANTER (PAINTED BRICK)
PAINT COLOR

**EAST SIDE
UNION HIGH
SCHOOL DISTRICT**

PROJECT:
**MOUNT PLEASANT
HIGH SCHOOL**
CAMPUS PAINTING

ADDRESS:
1750 S WHITE RD.,
SAN JOSE, CA 95127

DRAWING VERSION

DESCRIPTION	DATE
BID SET	05/19/26
ADDENDUM 1	06/04/26

SHEET:

8.0
RESTROOM



BODY (WOOD)
PAINT COLOR

DOOR (FRP) (TYP.)
MAINTAIN EXISTING
FINISH

DOOR FRAME (WOOD)
PAINT COLOR

BOLLARDS (METAL)
PAINT COLOR

ROOF TRIM (METAL)
PAINT COLOR

SIGNAGE
REMOVE & REINSTALL

DOOR (WOOD)
PAINT COLOR

1 CUSTODIAN AREA

**EAST SIDE
UNION HIGH
SCHOOL DISTRICT**

PROJECT:
**MOUNT PLEASANT
HIGH SCHOOL**
CAMPUS PAINTING

ADDRESS:
1750 S WHITE RD.,
SAN JOSE, CA 95127



CONDUIT (TYP.)
MATCH COLOR OF SURFACE

COLUMN (CONCRETE)
PAINT COLOR

DOOR FRAME (WOOD)
PAINT COLOR

DOOR (METAL) (TYP.)
PAINT COLOR

FIXTURES & LIGHTING (TYP.)
PROTECT IN PLACE

SIGNAGE (TYP.)
REMOVE & REINSTALL

CONTAINER (METAL) (TYP.)
PAINT COLOR

2 CUSTODIAN AREA

DRAWING VERSION

DESCRIPTION	DATE
BID SET	05/19/26
ADDENDUM 1	06/04/26

SHEET:

9.0
**CUSTODIAN
AREA**

BID#: B-08-25-26

DRAWING VERSION

DESCRIPTION	DATE
BID SET	05/19/26
ADDENDUM 1	06/04/26

SHEET:

10.0
**SNACK BAR
AREA**

FASCIA (WOOD)
PAINT COLOR

SOFFIT (WOOD)
PAINT COLOR


COLUMNS (WOOD)
PAINT COLOR

POLES (METAL)
PAINT COLOR

RAILING (METAL)
PAINT COLOR

SIGNAGE
REMOVE & REINSTALL

ROLL UP DOOR (PAINTED)
PAINT COLOR



1 SNACK AREA

BENCH (CONCRETE)
SANDBLAST TO NATURAL FINISH
APPLY SEALER



2 SNACK AREA

**SIDING (ALUMINUM)
MAINTAIN EXISTING FINISH**

**THEATER INFILL PANELS
MAINTAIN EXISTING FINISH**

**BODY (BRICK)
PAINT COLOR**

**MURAL
PROTECT IN PLACE
MAINTAIN EXISTING GRAPHIC**



1 THEATER (TYP.)

**LIGHTING & FIXTURES (TYP.)
PROTECT IN PLACE**

**LETTERING
PAINT COLOR**

**FIXTURES & LIGHTING
PROTECT IN PLACE**

**STOREFRONT (BRONZE)
MAINTAIN EXISTING FINISH**



2 THEATER (TYP.)

**BODY (CONCRETE)
PROTECT IN PLACE**

**FASCIA (METAL)
PAINT COLOR**

**COLUMN (METAL)
PAINT COLOR**

**STOREFRONT (ALUMINUM)
MAINTAIN EXISTING FINISH**

**SOFFIT (STUCCO)
PAINT COLOR**

DRAWING VERSION

DESCRIPTION	DATE
BID SET	05/19/26
ADDENDUM 1	06/04/26

SHEET:


**11.0
THEATER**

DRAWING VERSION

DESCRIPTION	DATE
BID SET	05/19/26
ADDENDUM 1	06/04/26

SHEET:

12.0
GYMNASIUM



FASCIA (CONCRETE) (TYP.)
PAINT COLOR

SOFFIT (CONCRETE) (TYP.)
PAINT COLOR

CONDUIT (TYP)
FOR CONDUIT INSTALLED ON
TOP OF COVERED WALKWAYS,
MAINTAIN FACTORY FINISH

COLUMN (CONCRETE) (TYP.)
PAINT COLOR

ROOF TRIM (METAL) (TYP.)
PAINT COLOR

BODY UPPER (CONCRETE)
PAINT COLOR

1 GYMNASIUM (TYP.)

RAILINGS (METAL) (TYP.)
MAINTAIN EXISTING FINISH

PIPING (METAL) (TYP.)
MATCH COLOR OF SURFACE FASTENED ON

STOREFRONT FRAME METAL (TYP.)
PAINT COLOR

INFILL PANEL (METAL) (TYP.)
PAINT COLOR

DOOR (FRP) (TYP.)
MAINTAIN EXISTING FINISH

BODY (CONCRETE) (TYP.)
PAINT COLOR



**CARDINAL HALL (CAFETERIA)
POWER WASH & MAINTAIN
EXISTING FINISH**

1 CAFETERIA CARDINAL HALL (TYP.)



2 CAFETERIA CARDINAL HALL (TYP.)



3 CAFETERIA CARDINAL HALL (TYP.)

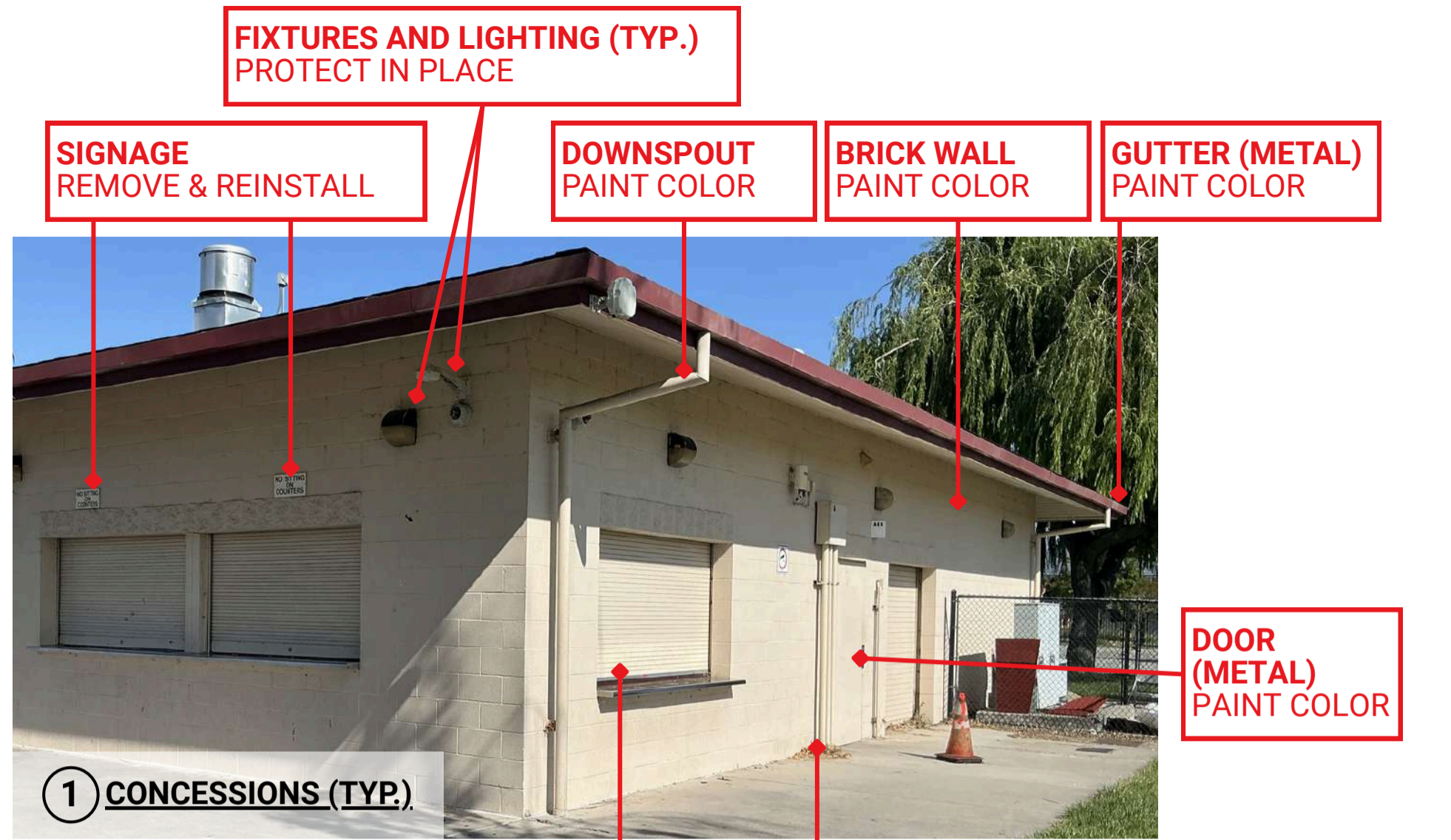
DRAWING VERSION

DESCRIPTION	DATE
BID SET	05/19/26
ADDENDUM 1	06/04/26

SHEET:

13.0
**BUILDING
500
CARDINAL HALL
SERVERY**

BID#: B-08-25-26




1 CONCESSIONS (TYP.)

**ROLLING DOOR (METAL)
PAINT COLOR**

**CONDUIT (TYP.)
MATCH COLOR OF SURFACE FASTENED ON**

**FIXTURES & DEVICES (TYP.)
PROTECT IN PLACE**



2 BLEACHERS (TYP.)

**DOOR/FRAME (HM)
PAINT COLOR**

**BLEACHER BASE
MAINTAIN EXISTING FINISH**

**LETTERING
MAINTAIN EXISTING FINISH**

**ROLLING DOOR
PAINT COLOR**

**PRESS BOX BODY (METAL)
PAINT COLOR**

DRAWING VERSION

DESCRIPTION	DATE
BID SET	05/19/26
ADDENDUM 1	06/04/26

SHEET:

**FENCE 1 (CHAINLINK) (PAINTED)
PAINT COLOR**



**FENCE 2 (CHAINLINK) (PANELED)
MAINTAIN EXISTING FINISH**




**FENCE 3 (CHAINLINK) (UNPAINTED)
MAINTAIN EXISTING FINISH**




**FENCE 4 (AT FIELD) (CHAINLINK) (PAINTED)
MAINTAIN EXISTING FINISH**




**FENCE 5 (ORNAMENTAL)
PAINT COLOR**



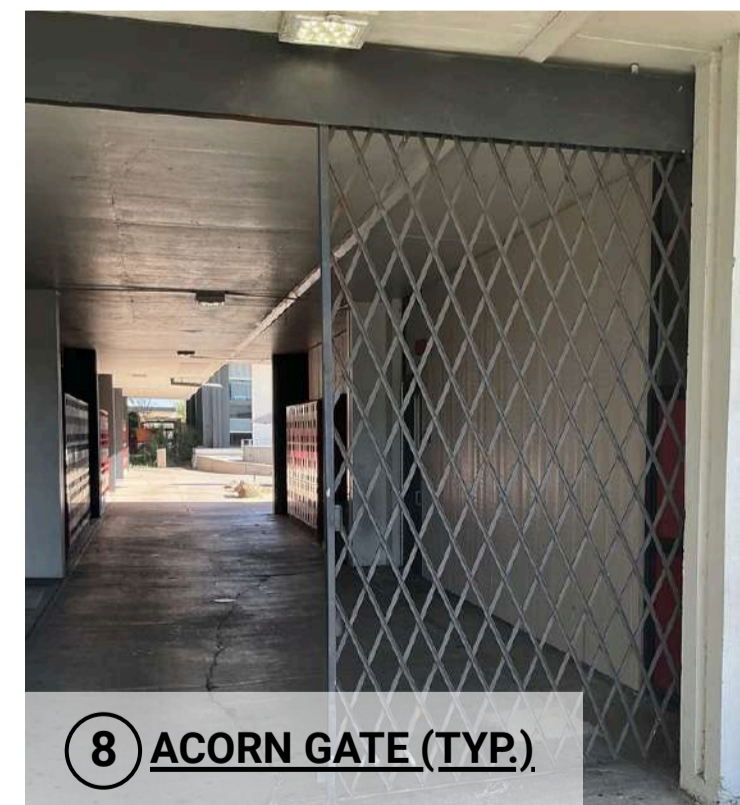
**FIELD GATE
PAINT COLOR**



**THEATER GATE
MAINTAIN EXISTING FINISH**



**ACORN GATE
TOP BAR PAINTED
PAINT COLOR**



DRAWING VERSION

DESCRIPTION	DATE
BID SET	05/19/26
ADDENDUM 1	06/04/26

SHEET:

**15.0
FENCING &
GATES**



TRIM (WOOD)
PAINT COLOR

POSTS (METAL)
PAINT COLOR

TABLES (METAL)
MAINTAIN EXISTING FINISH

DECKING (WOOD)
PAINT COLOR

① **SHADE STRUCTURE (THEATER QUAD)**


DRAWING VERSION

DESCRIPTION	DATE
BID SET	05/19/26
ADDENDUM 1	06/04/26

SHEET:

16.0
SHADE
STRUCTURE

TABLES TYPE 1 (CONCRETE)
 MAINTAIN EXISTING FINISH




1 TABLE 1 (TYP.)

TABLE TYPE 2 (WOOD)
 MAINTAIN EXISTING FINISH



2 TABLE 2 (TYP.)

TABLE TYPE 3 (METAL)
 MAINTAIN EXISTING FINISH




3 TABLE 3 (TYP.)

TABLE TYPE 4 (METAL)
 MAINTAIN EXISTING FINISH



4 TABLE 4 (TYP.)

TABLE TYPE 5 (METAL)
 MAINTAIN EXISTING FINISH



5 TABLE 5 (TYP.)

LIGHT POSTS (TYP.)
 MAINTAIN EXISTING FACTORY FINISH ON LIGHT POST & CONCRETE BASE



6 LIGHT POLES

**EAST SIDE
 UNION HIGH
 SCHOOL DISTRICT**

PROJECT:
**MOUNT PLEASANT
 HIGH SCHOOL**
 CAMPUS PAINTING

ADDRESS:
 1750 S WHITE RD.,
 SAN JOSE, CA 95127

DRAWING VERSION

DESCRIPTION	DATE
BID SET	05/19/26
ADDENDUM 1	06/04/26

SHEET:

17.0
MISC. ITEMS

VEHICLE GATES
PAINT COLOR



① **VEHICLE GATES (TYP.)**

CONTAINERS
PAINT COLOR



② **STORAGE CONTAINERS**

QTY. 19

BOLLARDS
PAINT COLOR



③ **BOLLARDS (TYP.)**

RAILING 1 (SQUARED) (PAINTED)
PAINT COLOR




④ **RAILING 1 (TYP.)**

RAILING 2 (TUBULAR) (PAINTED)
PAINT COLOR



⑤ **RAILING 2 (TYP.)**

RAILING 3 (METAL GRID)
SANDBLAST



⑥ **RAILING 3 (TYP.)**

**EAST SIDE
UNION HIGH
SCHOOL DISTRICT**

**PROJECT:
MOUNT PLEASANT
HIGH SCHOOL
CAMPUS PAINTING**

**ADDRESS:
1750 S WHITE RD.,
SAN JOSE, CA 95127**

DRAWING VERSION

DESCRIPTION	DATE
BID SET	05/19/26
ADDENDUM 1	06/04/26

SHEET:

17.1
MISC. ITEMS

BID#: B-08-25-26

RAIN LEADER PIPES (TYP.)
MATCH SURFACE PAINT COLOR



① RAIN LEADER PIPES (TYP.)



DOORS (FRP) (TYP.)
MAINTAIN EXISTING FINISH



② DOORS (FRP) (TYP.)

DOORS (HM) (TYP.)
PAINT COLOR



③ DOORS (HM) (TYP.)

**EAST SIDE
UNION HIGH
SCHOOL DISTRICT**

PROJECT:
**MOUNT PLEASANT
HIGH SCHOOL**
CAMPUS PAINTING

ADDRESS:
1750 S WHITE RD.,
SAN JOSE, CA 95127

CONDUIT (TYP.)
MATCH SURFACE PAINT COLOR



④ CONDUIT (TYP.)

BACKFLOW PREVENTER (TYP.)
ESSEX GREEN



⑤ BACKFLOW PREVENTER (TYP.)

QTY. 4

VEGETATION (TYP.)
PROTECT IN PLACE



⑥ VEGETATION (TYP.)

DRAWING VERSION

DESCRIPTION	DATE
BID SET	05/19/26
ADDENDUM 1	06/04/26

SHEET:

17.2
MISC. ITEMS


BID#: B-08-25-26



1 FLAG POLE

FLAGPOLE
MAINTAIN EXISTING FINISH

CONCRETE BASE
SANDBLAST & RESTORE TO BAREFORM, PROTECT DEDICATION STONE



3 DRINKING FOUNTAIN (TYP.)

DRINKING FOUNTAIN
MAINTAIN EXISTING FINISH

TILING
MAINTAIN EXISTING FINISH


RAILING (PAINTED METAL)
PAINT COLOR

BUILDING SIGNAGE (TYP.)
REMOVE ALL SIGNAGE PRIOR TO PAINTING SURFACE, REINSTALL SIGNAGE AFTER PAINT HAS DRIED



2 BUILDING SIGNAGE (TYP.)

FENCING SIGNAGE (TYP.)
REMOVE ALL SIGNAGE PRIOR TO PAINTING SURFACE, REINSTALL SIGNAGE AFTER PAINT HAS DRIED



4 FENCING SIGNAGE (TYP.)

EAST SIDE UNION HIGH SCHOOL DISTRICT

PROJECT:
MOUNT PLEASANT HIGH SCHOOL
CAMPUS PAINTING

ADDRESS:
1750 S WHITE RD.,
SAN JOSE, CA 95127

DRAWING VERSION

DESCRIPTION	DATE
BID SET	05/19/26
ADDENDUM 1	06/04/26

SHEET:

17.3
MISC. ITEMS

BID#: B-08-25-26

MURAL (BLDG. 300)
 PROTECT IN PLACE
 MAINTAIN EXISTING GRAPHIC AT THIS SECTION ONLY



1 MURAL (BUILDING 300)

MURAL (THEATER)
 PROTECT IN PLACE
 MAINTAIN EXISTING GRAPHIC



2 MURAL (THEATER)



3 MURAL (THEATER)

**EAST SIDE
 UNION HIGH
 SCHOOL DISTRICT**

**PROJECT:
 MOUNT PLEASANT
 HIGH SCHOOL
 CAMPUS PAINTING**

**ADDRESS:
 1750 S WHITE RD.,
 SAN JOSE, CA 95127**

DRAWING VERSION

DESCRIPTION	DATE
BID SET	05/19/26
ADDENDUM 1	06/04/26

SHEET:

18.0
**MURAL
 PRESERVATION**

BID#: B-08-25-26

MURAL (BUILDING 1100)
 PROTECT IN PLACE
 MAINTAIN EXISTING GRAPHIC



1 MURAL (BUILDING 1100)

ALL OTHER MURALS (TYP.)
 PAINT OVER



**EAST SIDE
 UNION HIGH
 SCHOOL DISTRICT**

PROJECT:
**MOUNT PLEASANT
 HIGH SCHOOL**
 CAMPUS PAINTING

ADDRESS:
 1750 S WHITE RD.,
 SAN JOSE, CA 95127

DRAWING VERSION

DESCRIPTION	DATE
BID SET	05/19/26
ADDENDUM 1	06/04/26

SHEET:

18.1
**MURAL
 PRESERVATION**

BID#: B-08-25-26

SCOPE OF WORK

- METAL FENCING & GATES
FENCING & GATE SEGMENTS IDENTIFIED FOR EXTERIOR PAINTING
- FACILITIES (CLASSROOMS, OFFICES, LABS, ETC.)
CAMPUS FACILITIES IDENTIFIED FOR EXTERIOR PAINTING
- SHADE STRUCTURES
SHADE STRUCTURES IDENTIFIED FOR PAINTING
- FACILITIES (GYM, ATHLETICS, CONCESSIONS)
CAMPUS FACILITIES FOR ATHLETICS IDENTIFIED FOR EXTERIOR PAINTING
- FACILITIES (REDWOOD FINISH)
ADMINISTRATION/LIBRARY & THEATRE, REDWOOD BODY SURFACE, MAINTAIN EXISTING
- FACILITIES (NO PAINTING)
CAMPUS FACILITIES IDENTIFIED FOR POWER WASHING ONLY

EAST SIDE UNION HIGH SCHOOL DISTRICT

PROJECT:
OAK GROVE HIGH SCHOOL
CAMPUS PAINTING

ADDRESS:
285 BLOSSOM HILL RD,
SAN JOSE, CA 95123

- SHEET NOTES:**
1. SITE PLAN IS FOR VISUAL REFERENCE TO IDENTIFY THE FACILITIES AND THEIR RESPECTIVE SCOPES OF WORK FOR THIS PROJECT.
 2. SITE PLAN IS NOT TO SCALE AND SHOULD NOT BE USED IN QUANTITY TAKE-OFF AND MEASUREMENTS.
 3. SCOPES OF WORK PROVIDED ON THIS SHEET ARE GENERAL AND TYPICAL, FOR DETAILED ELEVATION CALL-OUTS OF THE FACILITIES, SEE THEIR RESPECTIVE SHEETS.

DRAWING VERSION

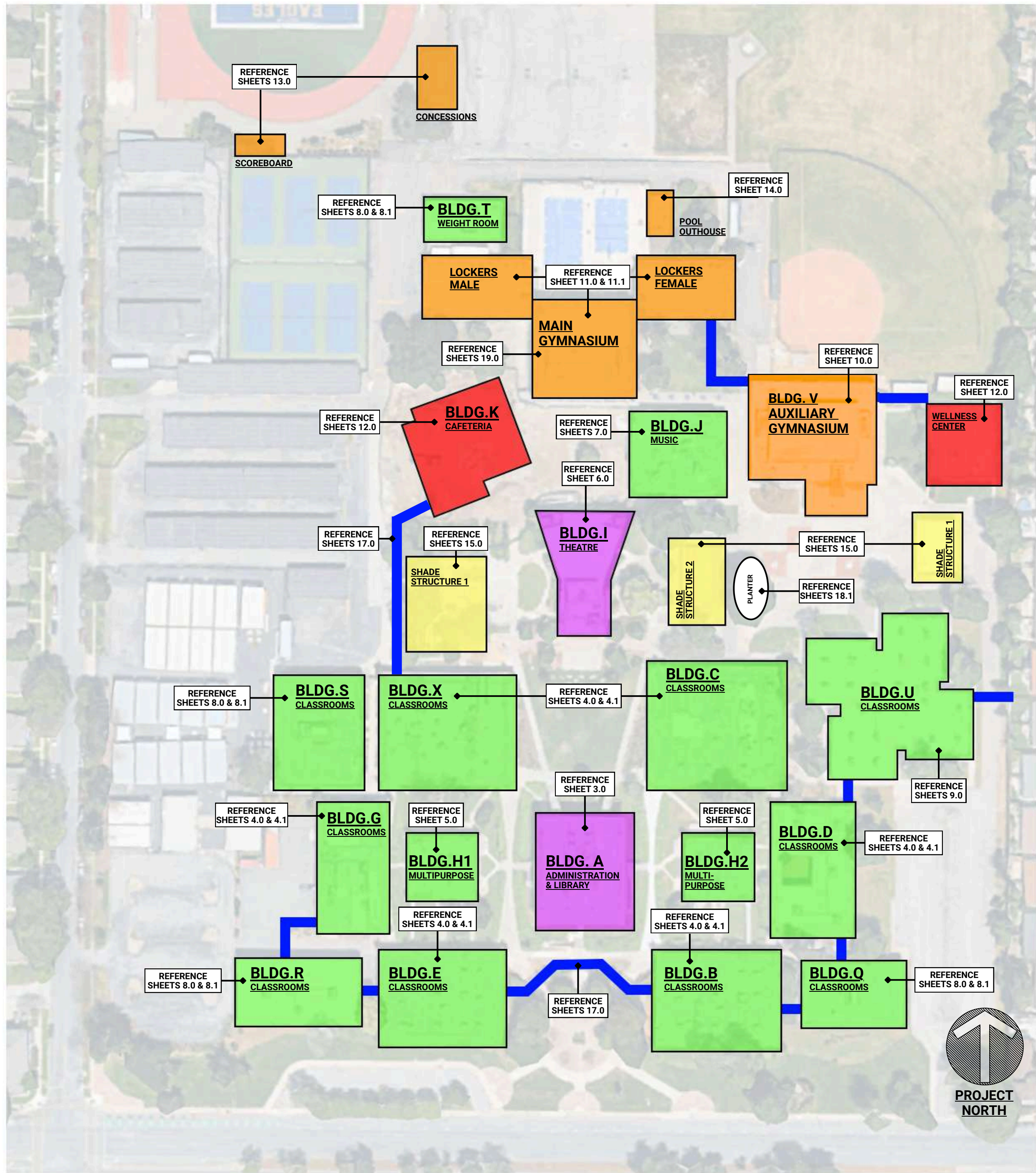
DESCRIPTION	DATE
BID SET	05/19/26
ADDENDUM 1	06/04/26

SHEET:

1.0

SITE PLAN

BID#: B-08-25-26



**EAST SIDE
UNION HIGH
SCHOOL DISTRICT**

PROJECT:
**OAK GROVE
HIGH SCHOOL
CAMPUS PAINTING**

ADDRESS:
285 BLOSSOM HILL RD,
SAN JOSE, CA 95123

DRAWING VERSION

DESCRIPTION	DATE
BID SET	05/19/26
ADDENDUM 1	06/04/26

SHEET:

1.1
**SITE PLAN
AERIALS**

BID#: B-08-25-26



BLOSSOM HILL ROAD

GENERAL NOTES

1. CONTRACTOR TO VERIFY ALL QUANTITIES OF BUILDINGS AND FIXTURES.
2. CONTRACTOR TO VERIFY SURFACE MATERIAL OF BUILDINGS AND FIXTURES.
3. ALL BUILDINGS, FIXTURES, AND ITEMS IN SCOPE OF WORK ARE TO BE POWERWASHED PRIOR TO PAINTING AND/OR SANDBLASTING.
4. FOR ALL BUILDINGS IN SCOPE OF WORK, PROTECT AND CLEAN LIGHTING FIXTURES, VENTS, SPEAKERS, AND ALL OTHER BUILDING MOUNTED FIXTURES NOT CALLED OUT TO BE PAINTED.
5. CONTRACTOR TO NOT USE CAMPUS TRASH AND RECYCLE FOR DISPOSAL. PAINT AND CHEMICAL ARE TO BE OFFHAUL AND DISPOSED OFFSITE PER MANUFACTURER REQUIREMENTS.
6. FOR ALL HOLLOW METAL FRAMES WITHIN SCOPE OF WORK, PAINT BOTH EXTERIOR AND INTERIOR SIDES.
7. FOR BUILDINGS AND FENCING WITH FOLIAGE, PROTECT IN PLACE PRIOR TO PAINT. CONTRACTOR IS RESPONSIBLE FOR MAINTAINING SITE CONDITIONS.
8. FOR LOCATIONS WHERE IT IS NOT POSSIBLE PROTECT AND MAINTAIN THE EXISTING FOLIAGE, CONTRACTOR TO INFORM AND IDENTIFY LOCATION TO DISTRICT. CONTRACTOR MAY ONLY REMOVE FOLIAGE AFTER RECEIVING APPROVAL FROM DISTRICT.
9. COLOR ON PAINT SCHEDULE MAY BE CUSTOM TINTED FOR DISTRICT, CONTRACTOR TO VERIFY COLOR TINTS AS PART OF SUBMITTAL.
10. CONTRACTOR TO PROVIDE MOCK-UPS FOR EACH BUILDING TYPE FOR DISTRICT APPROVAL.
11. AREAS OF WORK TO BE CAUTIONED AND SAFE-OFF TO PREVENT PUBLIC ENTRY. IF A PATHWAY IS CAUTIONED OFF, CONTRACTOR TO CREATE ALTERNATIVE PATH OF TRAVEL FOR STUDENTS AND STAFF TRAFFIC.
12. TERMINATE ALL COLOR TRANSITIONS AT INSIDE CORNER
13. PRIOR TO COMMENCING ANY WORK THAT REQUIRE LIMITING ACCESS (EX. FENCING ALONG PARKING, SANDBLASTING STEPS, ETC.) CONTRACTOR TO PROVIDE MINIMUM OF 72 HOUR NOTICE TO CM/DISTRICT FOR COORDINATION.
14. CONTRACTOR TO COORDINATE WORK WITH DISTRICT CM FOR ALL AREAS DURING SCHOOL PERIOD.
15. CONTRACTOR TO PROVIDE MOCK-UPS AS NEEDED AND REQUESTED BY DISTRICT TO CONVEY UNDERSTANDING OF DESIGN INTENT.

PAINT SCHEDULE

COLOR 1
 MANUFACTURER: DUNN EDWARDS
 COLOR:
 PRODUCT: EVSH20
 SHEEN: VELVET

COLOR 3
 MANUFACTURER: DUNN EDWARDS
 COLOR:
 PRODUCT: EVSH20
 SHEEN: VELVET

COLOR 5
 MANUFACTURER: DUNN EDWARDS
 COLOR:
 PRODUCT: EVSH20
 SHEEN: VELVET

COLOR 2
 MANUFACTURER: DUNN EDWARDS
 COLOR:
 PRODUCT: EVSH20
 SHEEN: VELVET

COLOR 4
 MANUFACTURER: DUNN EDWARDS
 COLOR:
 PRODUCT: EVSH20
 SHEEN: VELVET

DRAWING INDEX

SHEET	DESCRIPTION
1.0	SITE PLAN
1.1	SITE PLAN AERIALS
2.0	GENERAL NOTES & SCHEDULE
3.0	ADMINISTRATION & LIBRARY
4.0	BLDG. B, C, D, E, F, G & X CLASSROOMS
4.1	BLDG. B, C, D, E, F, G & X CLASSROOMS
5.0	BLDG. H1 & H2
6.0	BLDG. I THEATER
7.0	BLDG. J MUSIC
8.0	BLDG. Q, R, S CLASSROOMS & T WEIGHT ROOM
8.1	BLDG. Q, R, S CLASSROOMS & T WEIGHT ROOM
9.0	BLDG. U CLASSROOM
10.0	BLDG. V AUX. GYMNASIUM
11.0	MAIN GYMNASIUM & LOCKER ROOMS
11.1	MAIN GYMNASIUM & LOCKER ROOMS
12.0	WELLNESS CENTER & BUILDING K CAFETERIA
13.0	ATHLETICS FACILITIES
13.1	ATHLETICS FACILITIES
14.0	POOL OUTBUILDING
15.0	SHADE STRUCTURES
16.0	BENCHES & TABLES
17.0	FENCING & GATES
18.0	MISC. ITEMS
18.1	MISC. ITEMS
18.2	MISC. ITEMS
18.3	MISC. ITEMS
19.0	GENERAL DETAILS

EAST SIDE UNION HIGH SCHOOL DISTRICT

PROJECT:

OAK GROVE HIGH SCHOOL
CAMPUS PAINTING

ADDRESS:

285 BLOSSOM HILL RD,
SAN JOSE, CA 95123

DRAWING VERSION

DESCRIPTION	DATE
BID SET	05/19/26
ADDENDUM 1	06/04/26
_____	_____
_____	_____

SHEET:

2.0

GENERAL NOTES & SCHEDULE

BID#: B-08-25-26

DRAWING VERSION

DESCRIPTION	DATE
BID SET	05/19/26
ADDENDUM 1	06/04/26

SHEET:

3.0

**ADMINISTRATION &
LIBRARY**

BID#: B-08-25-26



1 ADMINISTRATION & LIBRARY BLDG (TYP.)

**ROOF TRIM (METAL) (TYP.)
PAINT COLOR**

**FASCIA (WOOD) (TYP.)
PAINT COLOR**

**BODY (REDWOOD)
MAINTAIN EXISTING FINISH**

**GUARDRAILING (PAINTED) (METAL)
PAINT COLOR**

**ROLL UP DOOR TRIM (BRONZE)
MAINTAIN EXISTING FINISH**

**SUPPORT COLUMNS (METAL)
PAINT COLOR**

**DOOR (FRP) (TYP.)
MAINTAIN EXISTING FINISH**

**SOFFIT UNDERSIDE (STUCCO)
PAINT COLOR**

**RAILINGS UNPAINTED (TYP.)
MAINTAIN EXISTING FINISH**

**SOFFIT (STUCCO)
PAINT COLOR**

**STOREFRONT (BRONZE)
MAINTAIN EXISTING FINISH**

**COLUMN (PAINTED) (METAL)
PAINT COLOR**

**TRIM (WOOD)
PAINT COLOR**

**GUARDRAILING (PAINTED) (METAL)
PAINT COLOR**



2 ADMINISTRATION & LIBRARY BLDG (TYP.)

PROJECT:

OAK GROVE
HIGH SCHOOL
CAMPUS PAINTING

ADDRESS:

285 BLOSSOM HILL RD,
SAN JOSE, CA 95123

COLUMNS (BARE CONCRETE) (TYP.)
MAINTAIN EXISTING FINISH

FASCIA (WOOD) (TYP.)
PAINT COLOR

ROOF TRIM (METAL) (TYP.)
PAINT COLOR

POST (METAL) (TYP.)
PAINT COLOR

PAINTED LETTERS (TYP.)
PAINT OVER

BODY (STUCCO) (TYP.)
PAINT COLOR



① BUILDING B,C,D,E,F,G, & X (TYP.)

FRAME (METAL) (TYP.)
PAINT COLOR

DOOR (FRP) (TYP.)
MAINTAIN EXISTING FINISH

SOFFIT (STUCCO) (TYP.)
PAINT COLOR

DRAWING VERSION

DESCRIPTION	DATE
BID SET	05/19/26
ADDENDUM 1	06/04/26

SHEET:

4.0

BLDG. B, C, D, E, F, G & X
CLASSROOMS


BID#: B-08-25-26

PROJECT:

**OAK GROVE
HIGH SCHOOL
CAMPUS PAINTING**

ADDRESS:

285 BLOSSOM HILL RD,
SAN JOSE, CA 95123



COLUMNS (BARE CONCRETE) (TYP.)
MAINTAIN EXISTING FINISH

FASCIA (WOOD) (TYP.)
PAINT COLOR

POST (METAL) (TYP.)
PAINT COLOR

DOWNSPOUT (METAL) (TYP.)
PAINT COLOR

ROOF TRIM (METAL) (TYP.)
PAINT COLOR

1 BUILDING B,C,D,E,F,G, & X (TYP.)

BODY (STUCCO) (TYP.)
PAINT COLOR

FOLIAGE (TYP.)
PROTECT IN PLACE

DOOR/WINDOW FRAME (METAL) (TYP.)
PAINT COLOR

DOOR (FRP) (TYP.)
MAINTAIN EXISTING FINISH

DRAWING VERSION

DESCRIPTION	DATE
BID SET	05/19/26
ADDENDUM 1	06/04/26

SHEET:


4.1

**BLDG. B, C, D, E, F, G & X
CLASSROOMS**

BID#: B-08-25-26

PROJECT:
**OAK GROVE
HIGH SCHOOL**
CAMPUS PAINTING

ADDRESS:
285 BLOSSOM HILL RD,
SAN JOSE, CA 95123



1 BUILDING H1 & H2 (TYP.)

BACKSPLASH (TILE) (TYP.)
PROTECT IN PLACE

SOFFIT (STUCCO) (TYP.)
PAINT COLOR

BUILDING LETTERS (TYP.)
PAINT OVER

BODY (WOOD)(TYP.)
PAINT COLOR

COLUMN (BARE CONCRETE) (TYP.)
MAINTAIN EXISTING FINISH



2 BUILDING H1 & H2 (TYP.)

ROOF TRIM (METAL) (TYP.)
PAINT COLOR

FASCIA (WOOD) (TYP.)
PAINT COLOR

WINDOW FRAME (METAL) (TYP.)
PAINT COLOR

DRAWING VERSION

DESCRIPTION	DATE
BID SET	05/19/26
ADDENDUM 1	06/04/26

SHEET:

5.0

**BLDG. H1 & H2
CLASSROOMS**

BID#: B-08-25-26

**STEPS & PLATFORM (CONCRETE)
SANDBLAST & APPLY SEALER**

**FIXTURES (TYP.)
PROTECT IN PLACE**

**ROLL-UP DOOR (ALUMINUM)
SANDBLAST & RESTORE FINISH**

**ROOF TRIM (METAL) (TYP.)
PAINT COLOR**



**BODY (WOOD)
MAINTAIN EXISTING FINISH**


**STAGE TRIM (METAL)
PAINT COLOR**

**BODY (BRICK)
SANDBLAST & APPLY SEALER**

**HANDRAILS (PAINTED) (METAL)
SANDBLAST**

**BASE (CONCRETE)
SANDBLAST & APPLY SEALER**

1 BUILDING I (TYP.)



**ROOF TRIM (METAL) (TYP.)
PAINT COLOR**

**BODY (WOOD)
MAINTAIN EXISTING FINISH**

**DOWNSPOUT (METAL)
PAINT COLOR**

**TICKET WINDOW (ALUMINUM)
MAINTAIN EXISTING FINISH**

**BODY (BRICK)
SANDBLAST & APPLY SEALER**

**DOOR FRAME (METAL)
PAINT COLOR**

**DOORS (FRP) (TYP.)
MAINTAIN EXISTING FINISH**

2 BUILDING I (TYP.)

**SIGNAGE (TYP.)
REMOVE & REINSTALL**


**HAND & GUARDRAILS (PAINTED) (METAL)
SANDBLAST & REMOVE PAINT**

DRAWING VERSION

DESCRIPTION	DATE
BID SET	05/19/26
ADDENDUM 1	06/04/26

SHEET:

6.0
BLDG. I
THEATRE



DRAWING VERSION

DESCRIPTION	DATE
BID SET	05/19/26
ADDENDUM 1	06/04/26

SHEET:

7.0
BLDG. J
MUSIC

PROJECT:
**OAK GROVE
HIGH SCHOOL**
CAMPUS PAINTING

ADDRESS:
285 BLOSSOM HILL RD,
SAN JOSE, CA 95123

DRAWING VERSION

DESCRIPTION	DATE
BID SET	05/19/26
ADDENDUM 1	06/04/26

SHEET:

8.0

**BLDG.
Q, R, S, CLASSROOMS
& WEIGHT ROOM**

BID#: B-08-25-26

ROOF TRIM (METAL) (TYP.)
PAINT COLOR

FIXTURES (TYP.)
PROTECT IN PLACE

BUILDING LETTERS (TYP.)
PAINT OVER

PANELING TRIM (WOOD) (TYP.)
PAINT COLOR

CONDUIT (TYP.)
MATCH COLOR SURFACE FASTENED ON



PANELING (WOOD) (TYP.)
PAINT COLOR

DOOR TRIM (WOOD) (TYP.)
PAINT COLOR

DOOR (FRP) (TYP.)
MAINTAIN EXISTING FINISH

DOOR FRAME (METAL) (TYP.)
PAINT COLOR

SOFFIT (STUCCO) (TYP.)
PAINT COLOR

COLUMNS (PAINTED CONCRETE) (TYP.)
PAINT COLOR

BODY (STUCCO) (TYP.)
PAINT COLOR

1 BUILDING Q, R, S, & T (TYP.)

PROJECT:
**OAK GROVE
HIGH SCHOOL**
CAMPUS PAINTING

ADDRESS:
285 BLOSSOM HILL RD,
SAN JOSE, CA 95123

DRAWING VERSION


DESCRIPTION	DATE
BID SET	05/19/26
ADDENDUM 1	06/04/26

SHEET:

9.0

**BLDG. U
CLASSROOMS**

BID#: B-08-25-26



DRAWING VERSION

DESCRIPTION	DATE
BID SET	05/19/26
ADDENDUM 1	06/04/26

SHEET:

10.0
BLDG. V
AUX. GYM



1 BUILDING V (AUX. GYM) (TYP.)

**ROOF TRIM (METAL) (TYP.)
PAINT COLOR**

**PANELING TRIM (WOOD) (TYP.)
PAINT COLOR**

**PANELING (WOOD) (TYP.)
PAINT COLOR**

**DEVICES & FIXTURES (TYP.)
PROTECT IN PLACE**

**BODY (STUCCO) (TYP.)
PAINT COLOR**

**DOOR TRIM (WOOD) (TYP.)
PAINT COLOR**

**COLUMNS (PAINTED CONCRETE) (TYP.)
PAINT COLOR**

**DOOR (FRP (TYP.)
MAINTAIN (E) FINISH**


**DOOR FRAME (METAL) (TYP.)
PAINT COLOR**

**PANELING (WOOD) (TYP.)
PAINT COLOR**

**COLUMNS (PAINTED CONCRETE) (TYP.)
PAINT COLOR**

**SOFFIT (STUCCO) (TYP.)
PAINT COLOR**

**PANELING TRIM (WOOD) (TYP.)
PAINT COLOR**



2 BUILDING V (AUX. GYM) (TYP.)

**SERVING WINDOW FRAMES
PAINT COLOR**


**SOFFIT (STUCCO) (TYP.)
PAINT COLOR**



3 BUILDING V (AUX. GYM) (TYP.)

**ROLL UP DOOR (PAINTED)
PAINT COLOR**

**ROLL UP FRAME (METAL)
PAINT COLOR**



**CORNER VERTICALS (PAINTED CONCRETE)
PAINT COLOR**

**BODY
PAINT COLOR**

**DOOR FRAME (METAL) (TYP.)
MAINTAIN EXISTING FINISH**

**LIGHTING & FIXTURES (TYP.)
PROTECT IN PLACE**

**SCOREBOARD
PROTECT IN PLACE**

**DOOR FRAME (METAL) (TYP.)
PAINT COLOR**

**DOOR METAL (TYP.)
PAINT COLOR**

1 LOCKER ROOMS TYP.)

**WALL VERTICALS (PAINTED CONCRETE)
PAINT COLOR**

**DOOR (FRP) (TYP.)
MAINTAIN EXISTING FINISH**

**CONDUIT & ENCLOSURE (TYP.)
MATCH PAINT COLOR OF SURFACE**

DRAWING VERSION

DESCRIPTION	DATE
BID SET	05/19/26
ADDENDUM 1	06/04/26

SHEET:

11.0

**MAIN GYMNASIUM &
LOCKER ROOMS**


DRAWING VERSION

DESCRIPTION	DATE
BID SET	05/19/26
ADDENDUM 1	06/04/26

SHEET:

**11.1
MAIN GYMNASIUM &
LOCKER ROOMS**

BID#: B-08-25-26



PROJECT:
**OAK GROVE
HIGH SCHOOL**
CAMPUS PAINTING

ADDRESS:
285 BLOSSOM HILL RD,
SAN JOSE, CA 95123



1 MAIN GYMNASIUM (TYP.)

BODY (CONCRETE)
PAINT COLOR

WALL VERTICALS (PAINTED CONCRETE)
PAINT COLOR

NOTE: MURAL TO PAINTED OVER, SURFACE OF AREA TO BE LEVEL AND CONSISTENT WITH ADJACENT WALL SPACE

DRAWING VERSION

DESCRIPTION	DATE
BID SET	05/19/26
ADDENDUM 1	06/04/26

SHEET:

11.2

MAIN GYMNASIUM &
LOCKER ROOMS

BID#: B-08-25-26



WELLNESS CENTER
 POWER WASH & MAINTAIN
 EXISTING FINISH

1 WELLNESS CENTER



BUILDING K (CAFETERIA)
 POWER WASH & MAINTAIN
 EXISTING FINISH

2 BUILDING K

**EAST SIDE
 UNION HIGH
 SCHOOL DISTRICT**

PROJECT:
**OAK GROVE
 HIGH SCHOOL**
 CAMPUS PAINTING

ADDRESS:
 285 BLOSSOM HILL RD,
 SAN JOSE, CA 95123

DRAWING VERSION



DESCRIPTION	DATE
BID SET	05/19/26
ADDENDUM 1	06/04/26

SHEET:

12.0

**WELLNESS CENTER &
 BLDG. K CAFETERIA**

BID#: B-08-25-26



DRAWING VERSION

DESCRIPTION	DATE
BID SET	05/19/26
ADDENDUM 1	06/04/26

SHEET:

SUPPORT PILLARS (METAL)
PAINT COLOR




1 SCOREBOARD

FIXTURES & DEVICES (TYP.)
PROTECT IN PLACE

DOOR (METAL)
PAINT COLOR

BODY (METAL)
PAINT COLOR



2 PRESS BOX

SIGNAGE (TYP.)
REMOVE & REINSTALL

TRIM (METAL)
PAINT COLOR

ROLL UP DOOR/FRAME (ALUM.)
MAINTAIN EXISTING FINISH

DRAWING VERSION

DESCRIPTION	DATE
BID SET	05/19/26
ADDENDUM 1	06/04/26

SHEET:

**ROOF TRIM (WOOD)
PAINT COLOR**

**FASCIA (WOOD)
PAINT COLOR**

**SIGNAGE (TYP.)
REMOVE & REINSTALL**

**BODY (WOOD)
PAINT COLOR**



1 POOL OUTHOUSE

**DOOR (METAL) (TYP.)
PAINT COLOR**

**DOOR TRIM (WOOD)
PAINT COLOR**

**FENCING (METAL)
MAINTAIN EXISTING FINISH**

**EXHAUST (METAL)
PAINT COLOR**

**ROOF TRIM (WOOD)
PAINT COLOR**

**FASCIA (WOOD)
PAINT COLOR**

**BODY (WOOD)
PAINT COLOR**



2 POOL OUTHOUSE

**PIPING (METAL)
PAINT COLOR**

**CONDUIT (TYP.)
MATCH COLOR OF SURFACE FASTENED ON**

DRAWING VERSION

DESCRIPTION	DATE
BID SET	05/19/26
ADDENDUM 1	06/04/26

SHEET:

14.0

POOL OUTHOUSE



1 SHADE STRUCTURE

WOOD TRIM
PAINT COLOR

COLUMNS (BARE CONCRETE)
MAINTAIN EXISTING FINISH

CANOPY UNDERSIDE
PAINT COLOR

PANELING (WOOD)
PAINT COLOR



2 SHADE STRUCTURE

SUPPORT BEAM & BRACES (METAL)
PAINT COLOR

FASCIA (WOOD)
PAINT COLOR

CANOPY UNDERSIDE
PAINT COLOR



3 SHADE STRUCTURE

STRUCTURE (METAL)
PAINT COLOR

DRAWING VERSION

DESCRIPTION	DATE
BID SET	05/19/26
ADDENDUM 1	06/04/26

SHEET:

TABLE 1 (METAL) (TYP.)
MAINTAIN EXISTING FINISH



① **TABLE 1 (TYP.)**

TABLE (WOOD) (TYP.)
MAINTAIN EXISTING FINISH



② **TABLE 2 (TYP.)**

TABLE (FINISHED) (TYP.)
MAINTAIN EXISTING FINISH



③ **TABLE 3 (TYP.)**

BENCHES
MAINTAIN EXISTING FINISH



④ **BENCH (TYP.)**

DRAWING VERSION


DESCRIPTION	DATE
BID SET	05/19/26
ADDENDUM 1	06/04/26

SHEET:

16.0

BENCHES & TABLES

**FENCE 1 (METAL) (ORNAMENTAL)
PAINT COLOR**



1 FENCE 1 (TYP.)

**FENCE 2 (METAL) (CHAINLINK) (UNPAINTED)
PAINT COLOR**




2 FENCE 2 (TYP.)

**FENCE 3 (METAL) (CHAINLINK) (PAINTED)
MAINTAIN EXISTING FINISH**




3 FENCE 3 (TYP.)

**FENCE 4 (METAL) (ORNMAENTAL)
PAINT COLOR**



4 FENCE 4 (TYP.)

**FENCE 5 (CHAINLINK) (PANELED)
MAINTAIN EXISTING FINISH**



5 FENCE 5 (TYP.)

DRAWING VERSION

DESCRIPTION	DATE
BID SET	05/19/26
ADDENDUM 1	06/04/26

SHEET:

RAILINGS 1 (PAINTED) TYP.
PAINT COLOR



① RAILINGS 1 (TYP.)

RAILINGS 2 (UNPAINTED) TYP.
MAINTAIN EXISTING FINISH



② RAILINGS 2 (TYP.)

BOLLARDS (TYP.)
PAINT COLOR



③ BOLLARDS (TYP.)

LIGHT BOLLARDS
MAINTAIN EXISTING FINISH



④ LIGHT BOLLARDS

LIGHT POSTS (TYP.)
MAINTAIN EXISTING FINISH ON LIGHT POST & CONCRETE BASE



⑤ LIGHT POSTS



**EAST SIDE
UNION HIGH
SCHOOL DISTRICT**

PROJECT:
**OAK GROVE
HIGH SCHOOL**
CAMPUS PAINTING

ADDRESS:
285 BLOSSOM HILL RD,
SAN JOSE, CA 95123

DRAWING VERSION

DESCRIPTION	DATE
BID SET	05/19/26
ADDENDUM 1	06/04/26

SHEET:

18.0
MISC. ITEMS

BID#: B-08-25-26

WATER FOUNTAINS
 MAINTAIN EXISTING FINISH



1 WATER FOUNTAINS

STORAGE CONTAINERS
 PAINT COLOR



2 STORAGE CONTAINERS

QTY. 15

CONCRETE PLANTER (QUAD)
 SANDBLAST & APPLY SEALER



3 CONCRETE PLANTER (QUAD)

**EAST SIDE
 UNION HIGH
 SCHOOL DISTRICT**

PROJECT:
**OAK GROVE
 HIGH SCHOOL**
 CAMPUS PAINTING

ADDRESS:
 285 BLOSSOM HILL RD,
 SAN JOSE, CA 95123

DRAWING VERSION

DESCRIPTION	DATE
BID SET	05/19/26
ADDENDUM 1	06/04/26

SHEET:

18.1
 MISC. ITEMS


BID#: B-08-25-26

MURALS & GRAPHICS (TYP.)
PAINT OVER EXISTING MURALS & GRAPHICS



1 MURALS (TYP.)

RAIN LEADER PIPES & CONDUIT (TYP.)
MATCH SURFACE PAINT COLOR



2 RAIN LEADER PIPES & CONDUITS

BACKFLOW PREVENTER (TYP.)
PAINT COLOR



3 BACKFLOW PREVENTER

QTY. 4

SWITCHGEAR (TYP.)
PAINT COLOR



4 SWITCHGEAR

QTY. 4

EAST SIDE UNION HIGH SCHOOL DISTRICT

PROJECT:
OAK GROVE HIGH SCHOOL
CAMPUS PAINTING

ADDRESS:
285 BLOSSOM HILL RD,
SAN JOSE, CA 95123

DRAWING VERSION

DESCRIPTION	DATE
BID SET	05/19/26
ADDENDUM 1	06/04/26

SHEET:

18.2
MISC. ITEMS

BID#: B-08-25-26

**FOLIAGE (TYP.)
PROTECT IN PLACE**



1 FOLIAGE (TYP.)



**ENCLOSURES(ALUMINUM) (TYP.)
MAINTAIN EXISTING FACTORY FINISH**



2 EQUIPMENT BOXES (TYP.)

**EAST SIDE
UNION HIGH
SCHOOL DISTRICT**

PROJECT:

**OAK GROVE
HIGH SCHOOL
CAMPUS PAINTING**

ADDRESS:

285 BLOSSOM HILL RD,
SAN JOSE, CA 95123

DRAWING VERSION

DESCRIPTION	DATE
BID SET	05/19/26
ADDENDUM 1	06/04/26

SHEET:

18.3
MISC. ITEMS

BID#: B-08-25-26


DOORS (FRP) (TYP.)
 MAINTAIN EXISTING FINISH




1 DOORS (FRP) (TYP.)



DOORS (METAL/WOOD) (TYP.)
 PAINT COLOR



2 DOORS (METAL/WOOD) (TYP.)



**EAST SIDE
 UNION HIGH
 SCHOOL DISTRICT**

PROJECT:
**OAK GROVE
 HIGH SCHOOL**
 CAMPUS PAINTING

ADDRESS:
 285 BLOSSOM HILL RD,
 SAN JOSE, CA 95123

DOOR FRAME/TRIM (ALUMIN./BRONZE) (TYP.)
 MAINTAIN FACTORY FINISH




3 DOOR/WINDOW FRAMES (ALUM./BRONZE) (TYP.)

DOOR/WINDOW FRAME (METAL/WOOD) (TYP.)
 PAINT COLOR



4 DOOR/WINDOW FRAMES (METAL/WOOD) (TYP.)

BUILDING SIGNAGE (TYP.)
 REMOVE ALL SIGNAGE PRIOR TO PAINTING SURFACE,
 REINSTALL SIGNAGE AFTER PAINT HAS DRIED



5 SIGNAGE (TYP.)

DRAWING VERSION

DESCRIPTION	DATE
BID SET	05/19/26
ADDENDUM 1	06/04/26

SHEET:

19.0
 TYPICAL DETAILS

BID#: B-08-25-26

EAST SIDE UNION HIGH SCHOOL DISTRICT

**PROJECT:
PIEDMONT HILLS HIGH SCHOOL
CAMPUS PAINTING**

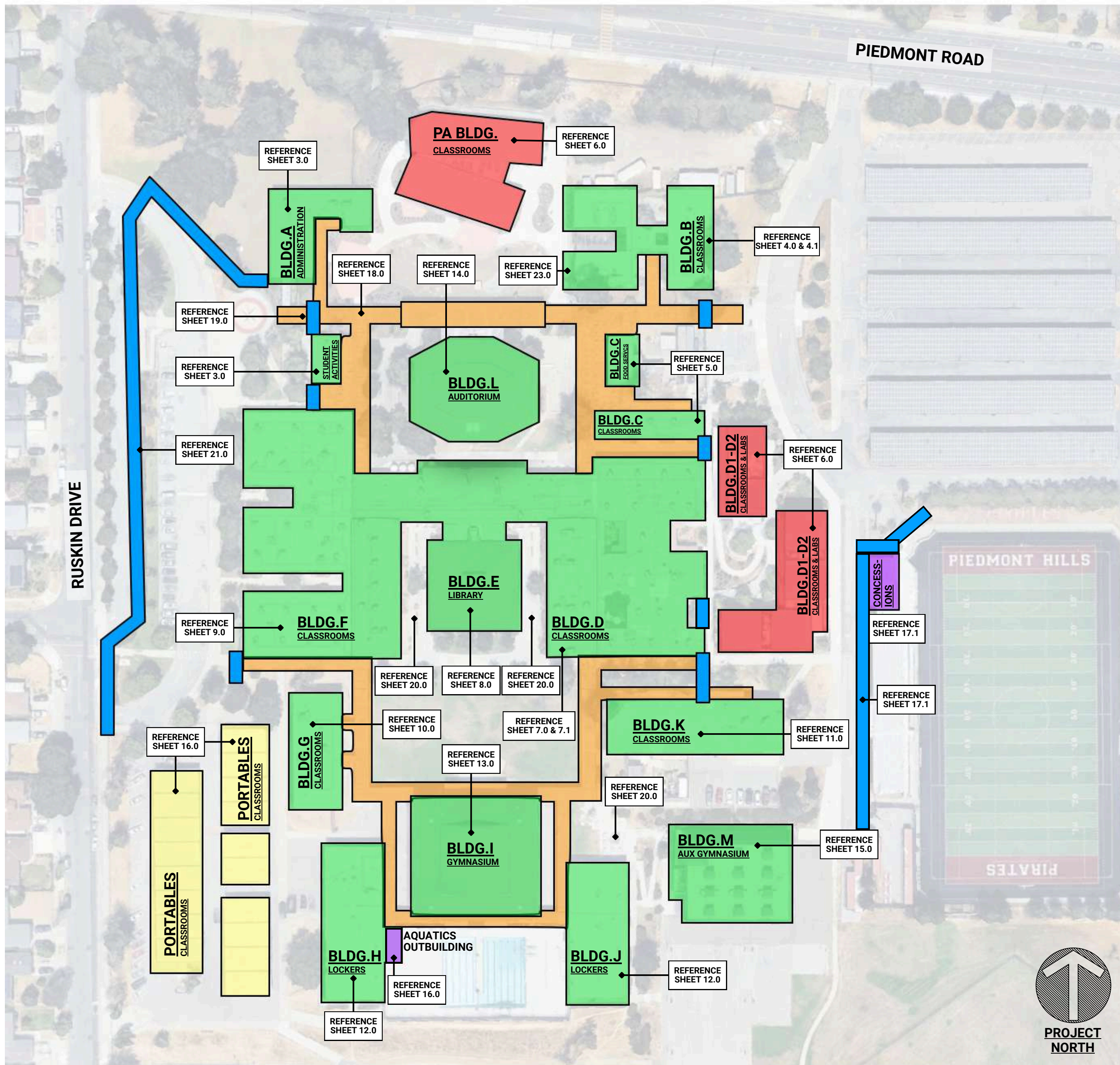

ADDRESS:
1377 PIEDMONT ROAD,
SAN JOSE, CA

SCOPE OF WORK

- METAL FENCING & GATES
FENCING & GATE SEGMENTS IDENTIFIED FOR EXTERIOR PAINTING
- FACILITIES (CLASSROOMS, OFFICES, LABS, ETC.)
CAMPUS FACILITIES IDENTIFIED FOR EXTERIOR PAINTING
- PORTABLE CLASSROOMS
CAMPUS FACILITIES IDENTIFIED FOR EXTERIOR PAINTING
- COVERED WALKWAYS & SUPPORTS
WALKWAYS & SUPPORTS IDENTIFIED FOR EXTERIOR PAINTING
- CONCESSIONS & DUGS OUT
FIELD ARE FACILITIES IDENTIFIED FOR EXTERIOR PAINTING
- FACILITIES (NO PAINTING)
CAMPUS FACILITIES IDENTIFIED FOR POWER WASHING ONLY

SHEET NOTES:

1. SITE PLAN IS FOR VISUAL REFERENCE TO IDENTIFY THE FACILITIES AND THEIR RESPECTIVE SCOPES OF WORK FOR THIS PROJECT.
2. SITE PLAN IS NOT TO SCALE AND SHOULD NOT BE USED IN QUANTITY TAKE-OFF AND MEASUREMENTS.
3. SCOPES OF WORK PROVIDED ON THIS SHEET ARE GENERAL AND TYPICAL, FOR DETAILED ELEVATION CALL-OUTS OF THE FACILITIES, SEE THEIR RESPECTIVE SHEETS.



DRAWING VERSION

DESCRIPTION	DATE
BID SET	05/19/26
ADDENDUM 1	06/04/26

SHEET:

1.0

SITE PLAN

BID#: B-08-25-26

**EAST SIDE
UNION HIGH
SCHOOL DISTRICT**

**PROJECT:
PIEDMONT HILLS
HIGH SCHOOL
CAMPUS PAINTING**

**ADDRESS:
1377 PIEDMONT ROAD,
SAN JOSE, CA**

DRAWING VERSION

DESCRIPTION	DATE
BID SET	05/19/26
ADDENDUM 1	06/04/26

SHEET:

1.1

**SITE PLAN
CAMPUS AERIALS**

BID#: B-08-25-26



GENERAL NOTES

1. CONTRACTOR TO VERIFY ALL QUANTITIES OF BUILDINGS AND FIXTURES.
2. CONTRACTOR TO VERIFY SURFACE MATERIAL OF BUILDINGS AND FIXTURES.
3. ALL BUILDINGS, FIXTURES, AND ITEMS IN SCOPE OF WORK ARE TO BE POWERWASHED PRIOR TO PAINTING AND/OR SANDBLASTING.
4. FOR ALL BUILDINGS IN SCOPE OF WORK, PROTECT AND CLEAN LIGHTING FIXTURES, VENTS, SPEAKERS, AND ALL OTHER BUILDING MOUNTED FIXTURES NOT CALLED OUT TO BE PAINTED.
5. CONTRACTOR TO NOT USE CAMPUS TRASH AND RECYCLE FOR DISPOSAL. PAINT AND CHEMICAL ARE TO BE OFFHAUL AND DISPOSED OFFSITE PER MANUFACTURER REQUIREMENTS.
6. FOR ALL HOLLOW METAL AND/OR WOODEN DOOR & FRAMES WITHIN SCOPE OF WORK, PAINT BOTH EXTERIOR AND INTERIOR SIDES.
7. FOR BUILDINGS AND FENCING WITH FOLIAGE, PROTECT IN PLACE PRIOR TO PAINT. CONTRACTOR IS RESPONSIBLE FOR MAINTAINING SITE CONDITIONS.
8. FOR LOCATIONS WHERE IT IS NOT POSSIBLE PROTECT AND MAINTAIN THE EXISTING FOLIAGE, CONTRACTOR TO INFORM AND IDENTIFY LOCATION TO DISTRICT. CONTRACTOR MAY ONLY REMOVE FOLIAGE AFTER RECEIVING APPROVAL FROM DISTRICT.
9. COLOR ON PAINT SCHEDULE MAY BE CUSTOM TINTED FOR DISTRICT, CONTRACTOR TO VERIFY COLOR TINTS AS PART OF SUBMITTAL.
10. CONTRACTOR TO PROVIDE MOCK-UPS FOR EACH BUILDING TYPE FOR DISTRICT APPROVAL.
11. AREAS OF WORK TO BE CAUTIONED AND SAFE-OFF TO PREVENT PUBLIC ENTRY. IF A PATHWAY IS CAUTIONED OFF, CONTRACTOR TO CREATE ALTERNATIVE PATH OF TRAVEL FOR STUDENTS AND STAFF TRAFFIC.
12. TERMINATE ALL COLOR TRANSITIONS AT INSIDE CORNER
13. PRIOR TO COMMENCING ANY WORK THAT REQUIRE LIMITING ACCESS (EX. FENCING ALONG PARKING, SANDBLASTING STEPS, ETC.) CONTRACTOR TO PROVIDE MINIMUM OF 72 HOUR NOTICE TO CM/DISTRICT FOR COORDINATION.
14. CONTRACTOR TO COORDINATE WORK WITH DISTRICT CM FOR ALL AREAS DURING SCHOOL PERIOD.
15. CONTRACTOR TO PROVIDE MOCK-UPS AS NEEDED AND REQUESTED BY DISTRICT TO CONVEY UNDERSTANDING OF DESIGN INTENT.

PAINT SCHEDULE

COLOR 1
MANUFACTURER: DUNN EDWARDS
COLOR:
PRODUCT: EVSH20
SHEEN: VELVET

COLOR 3
MANUFACTURER: DUNN EDWARDS
COLOR:
PRODUCT: EVSH20
SHEEN: VELVET

COLOR 5
MANUFACTURER: DUNN EDWARDS
COLOR:
PRODUCT: EVSH20
SHEEN: VELVET

COLOR 2
MANUFACTURER: DUNN EDWARDS
COLOR:
PRODUCT: EVSH20
SHEEN: VELVET

COLOR 4
MANUFACTURER: DUNN EDWARDS
COLOR:
PRODUCT: EVSH20
SHEEN: VELVET

DRAWING INDEX

SHEET	DESCRIPTION
1.0	SITE PLAN
1.1	SITE PLAN CAMPUS AERIALS
2.0	GENERAL NOTES & SCHEDULE
3.0	BUILDING A ADMINISTRATION
4.0	BUILDING B CLASSROOMS
4.1	BUILDING B CLASSROOMS
5.0	BUILDING C CAFETERIA & CLASSROOMS
6.0	BUILDING D1-D2 & PA BUILDING
7.0	BUILDING D CLASSROOMS
7.1	BUILDING D CLASSROOMS
8.0	BUILDING E LIBRARY
8.1	BUILDING E LIBRARY
9.0	BUILDING F CLASSROOMS
10.0	BUILDING K CLASSROOMS
11.0	BUILDING G CLASSROOMS
12.0	BUILDINGS H & J LOCKERS
13.0	BUILDING I GYMNASIUM
14.0	BUILDING L AUDITORIUM
15.0	BUILDING M AUXILARY GYMNASIUM
16.0	PORTABLE CLASSROOMS
17.0	ATHLETIC FACILITIES
17.1	ATHLETIC FACILITIES
18.0	COVERED WALKWAYS
19.0	CAMPUS ENTRANCE
20.0	BENCHES, TABLES & PLANTERS
20.1	BENCHES, TABLES & PLANTERS
21.0	FENCING & GATES
22.0	MISC. ITEMS
22.1	MISC. ITEMS
22.2	MISC. ITEMS
23.0	MURALS PRESERVATION

PROJECT:

**PIEDMONT HILLS
HIGH SCHOOL
CAMPUS PAINTING**

ADDRESS:

1377 PIEDMONT ROAD,
SAN JOSE, CA

DRAWING VERSION

DESCRIPTION	DATE
BID SET	05/19/26
ADDENDUM 1	06/04/26

SHEET:

2.0

**GENERAL NOTES &
SCHEDULE**

BID#: B-08-25-26

DRAWING VERSION

DESCRIPTION	DATE
BID SET	05/19/26
ADDENDUM 1	06/04/26

SHEET:

3.0

**BLDG. A
ADMINISTRATION**

**FIXTURES (PAINTED) (TYP.)
PAINT COLOR OF SURFACE**

**SIGNAGE (TYP.)
REMOVE & REINSTALL**

**TRELLIS (WOOD)
PAINT COLOR**

**ROOF TRIM (METAL) (TYP.)
PAINT COLOR**

**BODY (WOOD) (TYP.)
PAINT COLOR**




1 BUILDING A - ADMINISTRATION

**DOOR FRAME (WOOD) (TYP.)
PAINT COLOR**

**DOOR (WOOD) (TYP.)
PAINT COLOR**

**STOREFRONT (BRONZE) (TYP.)
MAINTAIN EXISTING FINISH**

**ENTRANCE POST (WOOD)
PAINT COLOR**



2 BUILDING A - ADMINISTRATION

**CONDUIT (TYP.)
MATCH COLOR OF SURFACE FASTENED ON**

**WALKWAY DECKING (WOOD) (TYP.)
PAINT COLOR**

**WINDOW FRAME (BRONZE) (TYP.)
MAINTAIN EXISTING FINISH**

**INFILL PANELS (BRONZE) (TYP.)
MAINTAIN EXISTING FINISH**

DRAWING VERSION

DESCRIPTION	DATE
BID SET	05/19/26
ADDENDUM 1	06/04/26

SHEET:

4.0

**BLDG. B
CLASSROOMS**

BID#: B-08-25-26



1 BUILDING B - CLASSROOMS

**CONDUIT (TYP.)
MATCH COLOR OF SURFACE FASTENED ON**

**ROOF TRIM (METAL) (TYP.)
PAINT COLOR**

**SOFFIT (WOOD)
PAINT COLOR**

**FASCIA (WOOD)
PAINT COLOR**

**BODY (WOOD) (TYP.)
PAINT COLOR**

**DOOR (WOOD) (TYP.)
PAINT COLOR**

**DOOR FRAME (WOOD) (TYP.)
PAINT COLOR**

**WINDOW FRAME (BRONZE) (TYP.)
MAINTAIN EXISTING FINISH**

**INFILL PANELS (PREFINISHED) (TYP.)
MAINTAIN EXISTING FINISH**

**WINDOW FRAME (BRONZE) (TYP.)
MAINTAIN EXISTING FINISH**

**INFILL PANELS (PREFINISHED) (TYP.)
MAINTAIN EXISTING FINISH**

**FENCE (WOOD)
PAINT COLOR**

**TRELLIS (WOOD)
PAINT COLOR**

**POST (WOOD)
PAINT COLOR**



2 BUILDING B - CLASSROOMS

DRAWING VERSION

DESCRIPTION	DATE
BID SET	05/19/26
ADDENDUM 1	06/04/26

SHEET:

4.1

**BLDG. B
CLASSROOMS**



1 BUILDING B - CLASSROOMS

**BODY (WOOD) (TYP.)
PAINT COLOR**

**MURAL
PRESERVE & PROTECT IN PLACE**

**ROOF TRIM (METAL) (TYP.)
PAINT COLOR**

**TRELLIS (WOOD)
PAINT COLOR**

**POST (WOOD)
PAINT COLOR**

**WINDOW FRAME (BRONZE) (TYP.)
MAINTAIN EXISTING FINISH**

**INFILL PANEL (PREFINISHED) (TYP.)
MAINTAIN EXISTING FINISH**

**DOOR (METAL) (TYP.)
PAINT COLOR**

**DOOR FRAME (WOOD) (TYP.)
PAINT COLOR**

**ROOF TRIM (METAL) (TYP.)
PAINT COLOR**

**BODY (WOOD) (TYP.)
PAINT COLOR**



2 BUILDING B - CLASSROOMS

DRAWING VERSION

DESCRIPTION	DATE
BID SET	05/19/26
ADDENDUM 1	06/04/26

SHEET:

5.0

**BLDG. C
CAFETERIA &
CLASSROOMS**

BID#: B-08-25-26

**BODY (WOOD) (TYP.)
PAINT COLOR**

**DOOR (WOOD) (TYP.)
PAINT COLOR**

**DOOR FRAME (WOOD) (TYP.)
PAINT COLOR**



1 BUILDING C - CLASSROOMS

**WINDOW FRAME (WOOD)
MAINTAIN EXISTING FINISH**

**RAILINGS (METAL)
MAINTAIN EXISTING FINISH**

**SIGNAGE (TYP.)
REMOVE & REINSTALL**

**TRIM (WOOD) (TYP.)
PAINT COLOR**

**TRIM (METAL) (TYP.)
PAINT COLOR**

**METAL PANELING (TYP.)
PAINT COLOR**

**BODY (WOOD) (TYP.)
PAINT COLOR**



2 BUILDING C - CLASSROOMS

**FOILAGE (TYP.)
PROTECT IN PLACE**

**DOOR (METAL) (TYP.)
PAINT COLOR**

**TRIM (WOOD) (TYP.)
PAINT COLOR**

**STOREFRONT (BRONZE) (TYP.)
MAINTAIN EXISTING FINISH**

**SIGNAGE (TYP.)
REMOVE & REINSTALL**



D2 (2 STORY CLASSROOM BUILDING)
POWER WASH & MAINTAIN EXISTING FINISHES

D1 (SCIENCE LABS)
POWER WASH & MAINTAIN EXISTING FINISHES

1 BUILDING D1 & D2



PA (PERFORMING ARTS) BUILDING
POWER WASH & MAINTAIN EXISTING FINISHES

2 PA (PERFORMING ARTS) BUILDING

**EAST SIDE
UNION HIGH
SCHOOL DISTRICT**

PROJECT:
**PIEDMONT HILLS
HIGH SCHOOL
CAMPUS PAINTING**

ADDRESS:
1377 PIEDMONT ROAD,
SAN JOSE, CA

DRAWING VERSION

DESCRIPTION	DATE
BID SET	05/19/26
ADDENDUM 1	06/04/26

SHEET:


6.0

**BLDG. D1-D2 &
PA BUILDING**

BID#: B-08-25-26

PROJECT:
**PIEDMONT HILLS
HIGH SCHOOL
CAMPUS PAINTING**

ADDRESS:
1377 PIEDMONT ROAD,
SAN JOSE, CA



DRAWING VERSION

DESCRIPTION	DATE
BID SET	05/19/26
ADDENDUM 1	06/04/26

SHEET:

7.0

**BLDG. D
CLASSROOMS**

BID#: B-08-25-26

PROJECT:
**PIEDMONT HILLS
HIGH SCHOOL
CAMPUS PAINTING**

ADDRESS:
1377 PIEDMONT ROAD,
SAN JOSE, CA

DRAWING VERSION

DESCRIPTION	DATE
BID SET	05/19/26
ADDENDUM 1	06/04/26

SHEET:

7.1

**BLDG. D
CLASSROOMS**

BID#: B-08-25-26

**INFILL PANELS (PREFINISHED) (TYP.)
MAINTAIN EXISTING FINISH**

**GUTTER (METAL)
PAINT COLOR**

**SIGNAGE (TYP.)
REMOVE & REINSTALL**

**ROOF TRIM (METAL) (TYP.)
PAINT COLOR**

**BODY (WOOD) (TYP.)
PAINT COLOR**

**AWNING VERTICALS (WOOD)
PAINT COLOR**

**DOWNSPOUT (METAL)
PAINT COLOR**



1 BUILDING D - CLASSROOMS

**ROOF TRIM (METAL) (TYP.)
PAINT COLOR**

**AWNING HORIZONTALS (WOOD)
PAINT COLOR**

**DOOR (WOOD) (TYP.)
PAINT COLOR**

**DOOR FRAME (WOOD) (TYP.)
PAINT COLOR**

**BODY (WOOD) (TYP.)
PAINT COLOR**

**AWNING UNDERSIDE (WOOD)
PAINT COLOR**

**AWNING HORIZONTALS(WOOD)
PAINT COLOR**

**MURAL
PAINT OVER**



2 BUILDING D - CLASSROOMS



DRAWING VERSION

DESCRIPTION	DATE
BID SET	05/19/26
ADDENDUM 1	06/04/26

SHEET:

8.0

BLDG. E
LIBRARY

PROJECT:
**PIEDMONT HILLS
HIGH SCHOOL
CAMPUS PAINTING**

ADDRESS:
1377 PIEDMONT ROAD,
SAN JOSE, CA



1 BUILDING E - LIBRARY

**TRIM PANELS (WOOD) (TYP.)
PAINT COLOR**

**BODY (WOOD)
PAINT COLOR**

**WINDOW/DOOR FRAME (BRONZE) (TYP.)
MAINTAIN EXISTING FINISH**

**FOLIAGE (TYP.)
PROTECT IN PLACE**

**SIGNAGE (TYP.)
REMOVE & REINSTALL**

**INFILL PANELS (BRONZE) (TYP.)
MAINTAIN EXISTING FINISH**

DRAWING VERSION

DESCRIPTION	DATE
BID SET	05/19/26
ADDENDUM 1	06/04/26



2 BUILDING E - LIBRARY

**ROOF TRIM (METAL) (TYP.)
PAINT COLOR**

**WINDOW FRAME (METAL) (TYP.)
PAINT COLOR**

**DOOR (FRP) (TYP.)
MAINTAIN EXISTING FINISH**

**BENCHES (CONCRETE)
SANDBLAST & APPLY SEALER**

**BODY (WOOD) (TYP.)
PAINT COLOR**

**POSTS (WOOD)
MAINTAIN EXISTING FINISH**

SHEET:

8.1

**BLDG. E
LIBRARY**

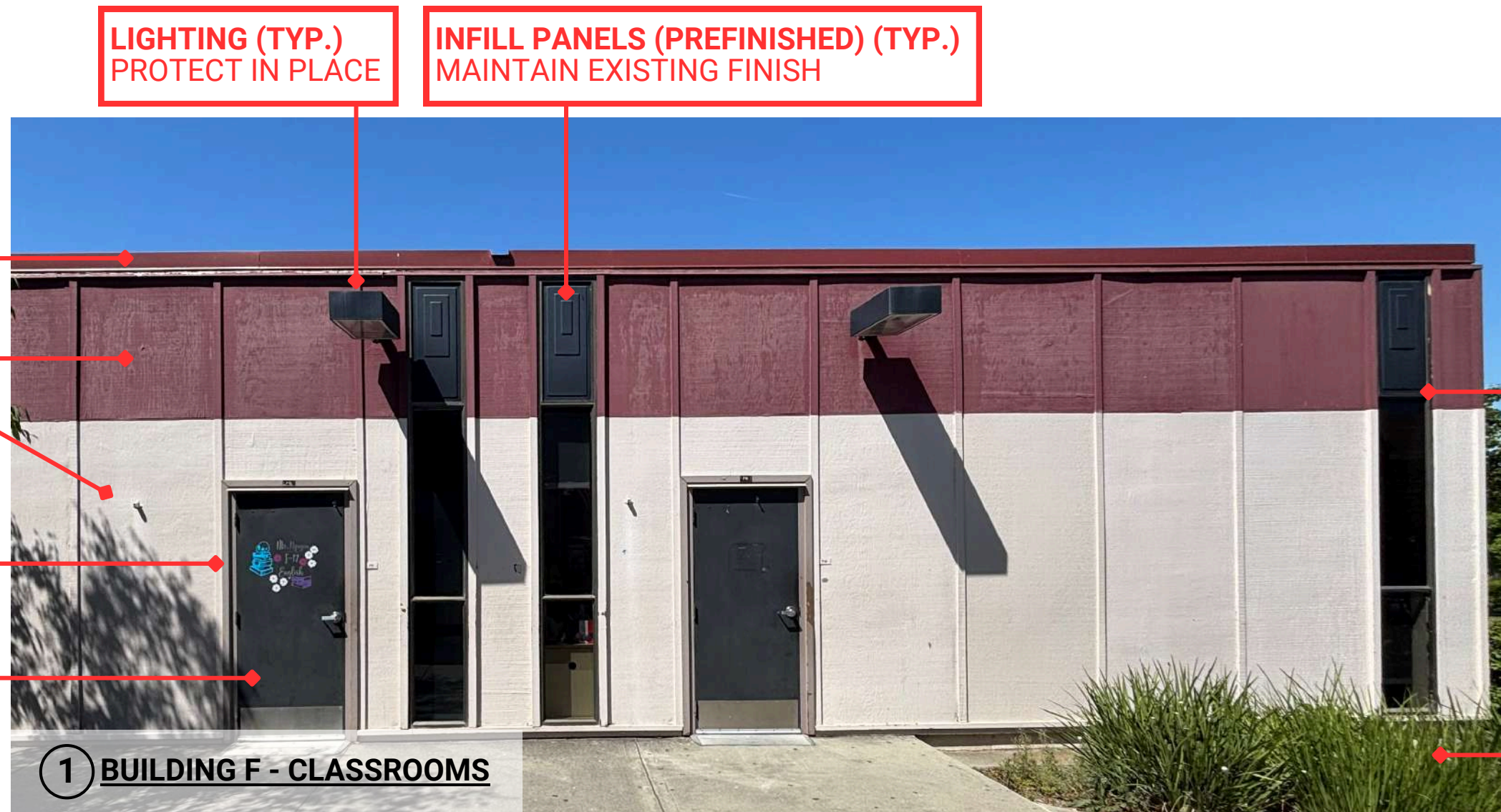
DRAWING VERSION

DESCRIPTION	DATE
BID SET	05/19/26
ADDENDUM 1	06/04/26

SHEET:

9.0

**BLDG.F
CLASSROOMS**



**LIGHTING (TYP.)
PROTECT IN PLACE**

**INFILL PANELS (PREFINISHED) (TYP.)
MAINTAIN EXISTING FINISH**

**ROOF TRIM (METAL) (TYP.)
PAINT COLOR**

**BODY (WOOD) (TYP.)
PAINT COLOR**

**DOOR FRAME (WOOD) (TYP.)
PAINT COLOR**

**DOOR (METAL) (TYP.)
PAINT COLOR**

**WINDOW FRAME (BRONZE) (TYP.)
MAINTAIN EXISTING FINISH**

**FOLIAGE (TYP.)
PROTECT IN PLACE**



**WALKWAY HORIZONTAL POST
(WOOD) (TYP.)
PAINT COLOR**

**WALKWAY TRIM (METAL) (TYP.)
PAINT COLOR**

**WALKWAY DECKING (WOOD) (TYP.)
PAINT COLOR**

**BODY (WOOD) (TYP.)
PAINT COLOR**

**WINDOW FRAME (BRONZE) (TYP.)
MAINTAIN EXISTING FINISH**

**DOOR (METAL) (TYP.)
PAINT COLOR**

**DOOR FRAME (WOOD) (TYP.)
PAINT COLOR**

**WALKWAY VERTICAL POST (WOOD) (TYP.)
PAINT COLOR**

DRAWING VERSION

DESCRIPTION	DATE
BID SET	05/19/26
ADDENDUM 1	06/04/26

SHEET:

10.0

**BLDG. K
CLASSROOMS**

BID#: B-08-25-26



1 BUILDING K - CLASSROOMS

DRAWING VERSION

DESCRIPTION	DATE
BID SET	05/19/26
ADDENDUM 1	06/04/26

SHEET:

11.0

**BLDG. G
CLASSROOMS**

**CONDUIT (TYP.)
MATCH COLOR OF SURFACE FASTENED ON**

**BODY (WOOD) (TYP.)
PAINT COLOR**

**ROOF TRIM (METAL) (TYP.)
PAINT COLOR**

**TRIM PANELS (WOOD) (TYP.)
PAINT COLOR**



1 BUILDING G - CLASSROOMS

**DOOR (FRP) (TYP.)
MAINTAIN EXISTING FINISH**

**BODY (WOOD) (TYP.)
PAINT COLOR**



2 BUILDING G - CLASSROOMS

DRAWING VERSION

DESCRIPTION	DATE
BID SET	05/19/26
ADDENDUM 1	06/04/26

SHEET:

12.0

**BLDG. H & J
LOCKERS**

BID#: B-08-25-26



**INFILL PANELS (PREFINISHED) (TYP.)
MAINTAIN EXISTING FINISH**

**ROOF TRIM (METAL) (TYP.)
PAINT COLOR**


**BODY (WOOD) (TYP.)
PAINT COLOR**

**WINDOW FRAME (BRONZE) (TYP.)
MAINTAIN EXISTING FINISH**

1 BUILDING H & J - LOCKERS

**CONDUIT (TYP.)
MATCH COLOR OF SURFACE FASTENED ON**

**FIXTURES (TYP.)
PROTECT IN PLACE**



**ROOF TRIM (METAL) (TYP.)
PAINT COLOR**

**BODY (WOOD) (TYPICAL)
PAINT COLOR**

**DOOR (WOOD) (TYP.)
PAINT COLOR**

**DOOR FRAME (WOOD) (TYP.)
PAINT COLOR**

**LOUVER PANELS (METAL)
PAINT COLOR**

2 BUILDING H & J - LOCKERS

**WALL SIGNAGE (TYP.)
REMOVE & REINSTALL**


DRAWING VERSION

DESCRIPTION	DATE
BID SET	05/19/26
ADDENDUM 1	06/04/26

SHEET:

13.0

**BLDG. I
GYMNASIUM**



**ROOF TRIM (METAL) (TYP.)
PAINT COLOR**

**BODY (UPPER) (WOOD)
PAINT COLOR**

**WALL SIGNAGE (TYP.)
REMOVE & REINSTALL**

**SOFFIT (WOOD)
PAINT COLOR**

**TRIM PANELS (WOOD) (TYP.)
PAINT COLOR**

1 BUILDING L - GYMNASIUM (TYP.)

2 BUILDING L - GYMNASIUM (TYP.)

**TRIM PANELS (WOOD) (TYP.)
PAINT COLOR**

**BODY (WOOD) (TYP.)
PAINT COLOR**

**BODY (WOOD) (TYP.)
PAINT COLOR**


**CONDUIT (TYP.)
MATCH COLOR OF SURFACE FASTENED ON**

**CONDUIT (WALKWAY ROOF MOUNTED) (TYP.)
MAINTAIN FACTORY FINISH**



3 BUILDING L - GYMNASIUM (TYP.)

**STOREFRONT/INFILL PANELS (BRONZE) (TYP.)
MAINTAIN EXISTING FINISH**



4 BUILDING L - GYMNASIUM (TYP.)

**BODY (WOOD) (TYP.)
PAINT COLOR**

**SIGNAGE (TYP.)
REMOVE & REINSTALL**

**DOORS (FRP) (TYP.)
MAINTAIN EXISTING FINISH**

**GRAB BARS (PAINTED) (TYP.)
PAINT COLOR**

DRAWING VERSION


DESCRIPTION	DATE
BID SET	05/19/26
ADDENDUM 1	06/04/26

SHEET:

14.0

**BLDG. L
AUDITORIUM**

BID#: B-08-25-26



**FIXTURES (TYP.)
PROTECT IN PLACE**

**SOFFIT (WOOD)
PAINT COLOR**

**TRIM PANELS (WOOD) (TYP.)
PAINT COLOR**

**BODY (WOOD) (TYP.)
PAINT COLOR**

**FOLIAGE (TYP.)
PROTECT IN PLACE**

1 BUILDING L - AUDITORIUM (TYP.)

**AUDITORIUM BENCHES
MAINTAIN EXISTING FINISH/COLOR**

**DOOR (METAL) (TYP.)
PAINT COLOR**

**DOOR FRAME (WOOD) (TYP.)
PAINT COLOR**

**CONDUIT & JUNCTION BOXES (TYP.)
MATCH COLOR OF SURFACE FASTENED ON**

**FENCE AROUND HVAC UNIT
MAINTAIN EXISTING FINISH**

**FOLIAGE (TYP.)
PROTECT IN PLACE**



2 BUILDING L - AUDITORIUM (TYP.)

DRAWING VERSION


DESCRIPTION	DATE
BID SET	05/19/26
ADDENDUM 1	06/04/26

SHEET:

15.0

**BLDG. M
AUXILIARY GYMNASIUM**

BID#: B-08-25-26



**BODY TRIM (STUCCO)
PAINT COLOR**

**BODY (STUCCO)
PAINT COLOR**

**SIGNAGE (TYP.)
REMOVE & REINSTALL**

**DOOR FRAME (PREFINISHED)
MAINTAIN EXISTING FINISH**

**DOOR (FRP) (TYP.)
MAINTAIN EXISTING FINISH**

**ROOF TRIM (STUCCO)
PAINT COLOR**

**RAILINGS (RAW/UNFINISHED) (TYP.)
MAINTAIN EXISTING FINISH**

**SOFFIT (UNDERSIDE)
PAINT COLOR**

**SOFFIT TRIM
PAINT COLOR**

1 BUILDING M - AUXILIARY GYMNASIUM




**COVERED WALKWAY (PRE-FINISHED)
MAINTAIN EXISTING FINISH**

**SIGNAGE (TYP.)
REMOVE & REINSTALL**

**FIXTURES (TYP.)
PROTECT IN PLACE**

**BODY (STUCCO)
PAINT COLOR**

2 BUILDING M - AUXILIARY GYMNASIUM



3 BUILDING M - AUXILIARY GYMNASIUM

**COVERED WALKWAY (METAL)
MAINTAIN EXISTING FINISH**

**INFILL PANELS (METAL)
MAINTAIN EXISTING FINISH**

DRAWING VERSION

DESCRIPTION	DATE
BID SET	05/19/26
ADDENDUM 1	06/04/26

SHEET:

16.0

**PORTABLE
CLASSROOMS**

**GUTTER (METAL)
PAINT COLOR**

**DOWNSPOUT (METAL)
PAINT COLOR**

**FIXTURES (TYP.)
PROTECT IN PLACE**

**WINDOW FRAME/GRATE (METAL)
PAINT COLOR**

**DOOR FRAME (WOOD) (TYP.)
PAINT COLOR**

**DOOR (METAL) (TYP.)
PAINT COLOR**


**SOFFIT (WOOD)
PAINT COLOR**

**SIGNAGE (TYP.)
REMOVE & REINSTALL**

**BODY (WOOD)
PAINT COLOR**

**GRAB BAR (METAL)
PAINT COLOR**

**RAILING (METAL)
PAINT COLOR**



1 PORTABLE CLASSROOMS (TYP.)

**GUTTER (TYP.)
PAINT COLOR**

**BODY (WOOD) (TYP.)
PAINT COLOR**

**HVAC UNITS (SURFACE MOUNTED) (METAL)
PAINT COLOR**

**JUNCTION BOX/CONDUIT (METAL)
MATCH COLOR OF SURFACE FASTENED ON**



2 PORTABLE CLASSROOMS (TYP.)

DRAWING VERSION

DESCRIPTION	DATE
BID SET	05/19/26
ADDENDUM 1	06/04/26

SHEET:


17.0

**ATHLETICS
FACILITIES**

**FASCIA (WOOD)
PAINT COLOR**

**BODY (BRICK)
PAINT COLOR**

**FENCE (CHAINLINK)
MAINTAIN EXISTING FINISH**




1 BASEBALL DUGOUTS

**SOFFIT (WOOD)
PAINT COLOR**

**STORAGE (WOOD)
PAINT COLOR**

**BODY (BRICK)
PAINT COLOR**

**BENCHES
MAINTAIN EXISTING FINISH**



2 BASEBALL DUGOUTS

**SOFTBALL FIELD (ENTIRE)
MAINTAIN EXISTING FINISHES**



3 SOFTBALL FIELD

**ROOFING (METAL)
PAINT COLOR**


**SCOREBOARD POSTS
PAINT COLOR**



4 SCOREBOARD SUPPORTS

**ROOF TRIM (METAL) (TYP.)
PAINT COLOR**

**BODY (WOOD) (TYP.)
PAINT COLOR**



5 AQUATICS OUTBUILDING (TYP.)

**DOOR (FRP) (TYP.)
MAINTAIN EXISTING FINISH**

**SIGNAGE (TYP.)
PROTECT IN PLACE**

DRAWING VERSION

DESCRIPTION	DATE
BID SET	05/19/26
ADDENDUM 1	06/04/26

SHEET:

17.1


**ATHLETIC
FACILITIES**

**ROOF TRIM (PREFINISHED)
PAINT COLOR**

**DOOR (FRP)
MAINTAIN EXISTING FINISH**

**DOOR FRAME (METAL) (TYP.)
MAINTAIN EXISTING FINISH**

**WINDOW FRAME (PREFINISHED)
MAINTAIN EXISTING FINISH**



**SOFFIT (STUCCO)
PAINT COLOR**

**ROLL UP FRAME (METAL)
PAINT COLOR**

**ROLL UP DOOR (METAL)
PAINT COLOR**

**BODY (STUCCO)
PAINT COLOR**

**ROOF TRIM (PREFINISHED)
PAINT COLOR**

**SOFFIT (STUCCO)
PAINT COLOR**

**BODY (BRICK) (UNFINISHED)
MAINTAIN EXISTING FINISH**

**WINDOW/DOOR FRAMES (PREFINISHED)
MAINTAIN EXISTING FINISH**



**ORNAMENTAL FENCE (TYP.)
PAINT COLOR**

**DOOR (PREFINISHED)
MAINTAIN EXISTING FINISH**

**CONDUIT (UNFINISHED)
MAINTAIN EXISTING FINISH**

WALKWAY (UNDERSIDE) (TYP.)
PAINT COLOR

CONDUIT (TYP.)
MATCH COLOR OF SURFACE FASTENED ON

HORIZONTAL SUPPORTS (WOOD) (TYP.)
PAINT COLOR



1 COVERED WALKWAYS (TYP.)

WALKWAY VERTICAL (WOOD) (TYP.)
PAINT COLOR

WALKWAY SUPPORTS (CONCRETE) (TYP.)
MAINTAIN EXISTING FINISH



2 COVERED WALKWAYS (TYP.)

WALKWAY TRIM (METAL) (TYP.)
PAINT COLOR

**EAST SIDE
UNION HIGH
SCHOOL DISTRICT**

PROJECT:
**PIEDMONT HILLS
HIGH SCHOOL
CAMPUS PAINTING**

ADDRESS:
1377 PIEDMONT ROAD,
SAN JOSE, CA

DRAWING VERSION

DESCRIPTION	DATE
BID SET	05/19/26
ADDENDUM 1	06/04/26

SHEET:

18.0

**COVERED
WALKWAYS**

BID#: B-08-25-26

PROJECT:
**PIEDMONT HILLS
HIGH SCHOOL**
CAMPUS PAINTING

ADDRESS:
1377 PIEDMONT ROAD,
SAN JOSE, CA

CANOPY OVERHANG
MAINTAIN EXISTING FACTORY FINISH≈

PIEDMONT HILLS LETTERING
MAINTAIN EXISTING FACTORY FINISH



① **CAMPUS ENTRANCE (TYP.)**

① **CAMPUS ENTRANCE (TYP.)**

VERTICAL POSTS CONCRETE
MAINTAIN EXISTING FINISH

BENCHES (CONCRETE) (TYP.)
MAINTAIN EXISTING FINISH

DRAWING VERSION

DESCRIPTION	DATE
BID SET	05/19/26
ADDENDUM 1	06/04/26

SHEET:

19.0

**CAMPUS
ENTRANCE**

BID#: B-08-25-26

BENCH STYLE 1 (WOOD)
MAINTAIN EXISTING FINISH



1 BENCH STYLE 1

BENCH STYLE 2 (WOOD)
MAINTAIN EXISTING FINISH



2 BENCH STYLE 2

BENCH STYLE 3 (WOOD)
MAINTAIN EXISTING FINISH



3 BENCH STYLE 3

BENCH STYLE 4 (WOOD)
MAINTAIN EXISTING FINISH



4 BENCH STYLE 4

BENCH STYLE 5 (CONCRETE W/ PAINT)
SANDBLAST & SEAL



5 BENCH STYLE 5

TABLE 1 (CONCRETE W/ PAINT)
SANDBLAST & SEAL

BENCH STYLE 6 (CONCRETE)
SANDBLAST & SEAL



7 BENCH STYLE 6

BENCH STYLE 7 (CONCRETE)
MAINTAIN EXISTING FINISH



8 BENCH STYLE 7

CONCRETE PLANTERS (TYP.)
SANDBLAST & APPLY SEALER



9 PLANTER STYLE 1



10 PLANTER STYLE 2

DRAWING VERSION

DESCRIPTION	DATE
BID SET	05/19/26
ADDENDUM 1	06/04/26

SHEET:

20.0

**BENCHES, TABLES &
PLANTERS**

PROJECT:
**PIEDMONT HILLS
HIGH SCHOOL**
CAMPUS PAINTING

ADDRESS:
1377 PIEDMONT ROAD,
SAN JOSE, CA

TABLE 2 (TREATED METAL)
MAINTAIN EXISTING FINISH



TABLE 3 (WOOD/METAL)
MAINTAIN EXISTING FINISH



DRAWING VERSION

DESCRIPTION	DATE
BID SET	05/19/26
ADDENDUM 1	06/04/26

SHEET:

20.1

**BENCHES, TABLES &
PLANTERS**

BID#: B-08-25-26

PROJECT:
**PIEDMONT HILLS
HIGH SCHOOL
CAMPUS PAINTING**

ADDRESS:
1377 PIEDMONT ROAD,
SAN JOSE, CA

**FENCE 1 (CHAINLINK) (PANELED)
MAINTAIN EXISTING FINISH**



1 FENCE 1 (TYP.)

**FENCE 2 (CHAINLINK) (UNPAINTED)
MAINTAIN EXISTING FINISH**



2 FENCE 2 (TYP.)

**FENCE 3 (CHAINLINK) (PAINTED)
MAINTAIN EXISTING FINISH**



3 FENCE 3 (TYP.)

**FENCE 4 (WOOD)
MAINTAIN EXISTING FINISH**



4 FENCE 4 (TYP.)

**FENCE 5 (ORNAMENTAL STEEL)
PAINT COLOR**



5 FENCE 5 (TYP.)

**FENCE 6 (CHAINLINK) (PAINTED) (FIELD)
PAINT COLOR**



6 FENCE 6 (TYP.)

DRAWING VERSION

DESCRIPTION	DATE
BID SET	05/19/26
ADDENDUM 1	06/04/26

SHEET:

21.0

FENCING & GATES

**RAILINGS 1 (UNFINISHED/GALVINIZED) OR FACTORY FINISH
MAINTAIN EXISTING FINISH**



① RAILINGS 1 (TYP.)

**RAILINGS 2 (PAINTED)
PAINT COLOR**



② RAILINGS 2 (TYP.)

**LIGHT POSTS (TYP.)
MAINTAIN EXISTING FACTORY FINISH ON LIGHT POST & CONCRETE BASE**



③ LIGHT POSTS (TYP.)

**EAST SIDE
UNION HIGH
SCHOOL DISTRICT**

**PROJECT:
PIEDMONT HILLS
HIGH SCHOOL
CAMPUS PAINTING**

**ADDRESS:
1377 PIEDMONT ROAD,
SAN JOSE, CA**

DRAWING VERSION

DESCRIPTION	DATE
BID SET	05/19/26
ADDENDUM 1	06/04/26

SHEET:

22.0

MISC. ITEMS

BID#: B-08-25-26

BACKFLOW PREVENTER (TYP.)
PAINT COLOR



1 BACKLOW PREVENTER (TYP.)

QTY. 4

CONTAINERS (TYP.) (TYP.)
PAINT COLOR



2 STORAGE CONTAINERS (TYP.)

QTY. 19

TANKS (TYP.) (TYP.)
PAINT COLOR



3 TANK

QTY. 1

BOLLARDS (TYP.) (TYP.)
PAINT COLOR



4 BOLLARDS



FOLIAGE (TYP.) (TYP.)
PROTECT IN PLACE



5 FOLIAGE (TYP.)

SWITCH GEARS (PAINTED) (TYP.) (TYP.)
PAINT COLOR



6 SWITCH GEARS

QTY. 4

EQUIPMENT BOXES (ALUMINUM) (TYP.) (TYP.)
MAINTAIN EXISTING FACTORY FINISH



7 EQUIPMENT BOXES (TYP.)

DRINKING FOUNTAIN METAL (PAINTED) (TYP.) (TYP.)
MAINTAIN EXISTING FINISH



8 DRINKING FOUNTAINS (TYP.)

EAST SIDE UNION HIGH SCHOOL DISTRICT

PROJECT:
PIEDMONT HILLS HIGH SCHOOL
CAMPUS PAINTING

ADDRESS:
1377 PIEDMONT ROAD,
SAN JOSE, CA

DRAWING VERSION

DESCRIPTION	DATE
BID SET	05/19/26
ADDENDUM 1	06/04/26

SHEET:

22.1

MISC. ITEMS

BID#: B-08-25-26

DOORS (/WOOD) (TYP.)
PAINT COLOR




1 DOORS (METAL/WOOD) (TYP.)

DOOR FRAME/TRIM (WOOD) (TYP.)
PAINT COLOR

DOOR FRAME/TRIM (METAL) (TYP.)
PAINT COLOR

DOORS (FRP) (TYP.)
MAINTAIN EXISTING FINISH



2 DOORS (FRP) (TYP.)

DOOR FRAME/TRIM (METAL) (TYP.)
PAINT COLOR



DOOR FRAME/TRIM (BRONZE) (TYP.)
MAINTAIN EXISTING FINISH

FENCING SIGNAGE (TYP.)
REMOVE ALL SIGNAGE PRIOR TO PAINTING SURFACE, REINSTALL SIGNAGE AFTER PAINT HAS DRIED



3 FENCING SIGNAGE (TYP.)

BUILDING SIGNAGE (TYP.)
REMOVE ALL SIGNAGE PRIOR TO PAINTING SURFACE, REINSTALL SIGNAGE AFTER PAINT HAS DRIED



4 BUILDING SIGNAGE (TYP.)

CONDUIT (TYP.)
MATCH SURFACE PAINT COLOR



5 CONDUIT (TYP.)

RAIN LEADER PIPES (TYP.)
MATCH SURFACE PAINT COLOR



6 RAIN LEADER PIPES (TYP.)

EAST SIDE UNION HIGH SCHOOL DISTRICT

PROJECT:
PIEDMONT HILLS HIGH SCHOOL
CAMPUS PAINTING

ADDRESS:
1377 PIEDMONT ROAD,
SAN JOSE, CA

DRAWING VERSION

DESCRIPTION	DATE
BID SET	05/19/26
ADDENDUM 1	06/04/26

SHEET:

22.2

MISC. ITEMS

BID#: B-08-25-26

**PROJECT:
PIEDMONT HILLS
HIGH SCHOOL
CAMPUS PAINTING**

**ADDRESS:
1377 PIEDMONT ROAD,
SAN JOSE, CA**



1 MURAL (BUILDING B)

**MURAL (BLDG. B)
PROTECT IN PLACE & MAINTAIN EXISTING GRAPHIC**

**ALL OTHER MURALS & WALL ARTWORK (TYP.)
REMOVE & PAINT OVER**



DRAWING VERSION

DESCRIPTION	DATE
BID SET	05/19/26
ADDENDUM 1	06/04/26

SHEET:

23.0

MURAL PRESERVATION

BID#: B-08-25-26

TABLE OF CONTENTS

DIVISION 0 – PROCUREMENT AND CONTRACTING REQUIREMENTS (SEE VOL. 1)

DIVISION 1 – GENERAL REQUIREMENTS & CONDITIONS (SEE VOL.1)

DIVISION 7 - THERMAL AND MOISTURE PROTECTION

07 19 00 CONCRETE SEALER

DIVISION 9 - FINISHES

09 91 00 PAINTING

09 96 00 ABRASIVE BLASTING

SECTION 07 19 00 - CONCRETE SEALER

PART 1 - GENERAL

1 SECTION INCLUDES

- A. This WORK shall consist of furnishing and applying at minimum two (2) coats of a clear non-gloss, pure acrylic, water repellent, and colored coating to all designated hard surfaces in accordance with the DRAWINGS and SPECIFICATIONS.
- B. This Section along with the drawings forms part of the Contract documents and is to be read, interpreted and coordinated with all other parts

2 ACTION SUBMITTALS

- A. Product Data: For each type of product. Include preparation requirements and application instructions.

3 MAINTENANCE MATERIAL SUBMITTALS

- A. Furnish extra materials from the same product run that match products installed and that are packaged with protective covering for storage and identified with labels describing contents.
 - 1. Fifteen [15] percent, but not less than [1 gal. (3.8 L)] of each material and color applied
 - 2. Delivery of maintenance material to location within the District

4 QUALITY ASSURANCE

- A. Mockups: Apply mockup of the sealer system onto surfaces
 - 1. Owner's agent will select one surface to represent surfaces and conditions for application of each paint system specified in Part 3.
 - a. Vertical and Horizontal Surfaces: Provide samples of at least 100 sq. ft. (9 sq. m).
 - b. Other Items: owner's agent will designate items or areas required.
 - 2. Acceptance of product and application will be based on mockups as reviewed by owners and/or owner's agent.
 - 3. Acceptance of mockups does not constitute approval of deviations from the sealer systems indicated unless owner's agent specifically approves such deviations in writing.
 - 4. Subject to compliance with requirements, approved mockups may become part of the completed Work if undisturbed at time of Substantial Completion.

5 DELIVERY, STORAGE, AND HANDLING

- A. Store materials not in use in tightly covered containers in well-ventilated areas with ambient temperatures continuously maintained at not less than 45 deg F (7 deg C) or more than 120 deg F (49 deg C).
 - 1. Maintain containers in clean condition, free of foreign materials and residue.
 - 2. Remove rags and waste from storage areas daily.

6 FIELD CONDITIONS

- A. Surfaces must be clean and moisture free. Sealer to be applied only under weather and temperature conditions approved from manufacturer.
- B. Contractor should follow proper painting practices and exercise judgment based on his or her experience and project specific conditions as to when to proceed with application of sealer

PART 2 - PRODUCTS

1 MANUFACTURERS

- A. Basis-of-Design Product: Subject to compliance with requirements, Eagle Natural Seal by Eagle I.F.P.
- B. Substitution must be requested and approved, product proposed must meet and exceed basis of design.

2 MATERIAL

- A. Water-based silane/siloxane water repellent formulated for use on surfaces such as brick, block, pre-cast or poured-in-place concrete.
- B. Clear natural look, no gloss or shine on application.
- C. Colorants: The use of colorants containing hazardous chemicals, such as ethylene glycol, is prohibited.

PART 3 - EXECUTION

1 PREPARATION

- A. Prepare surfaces in accordance with manufacturer's instructions. Surfaces shall be clean. Remove dust, dirt, oil, grease, chemical films, coatings and other contaminants before application.
- B. If surface does NOT absorb water, then there is possibly another sealer applied to the surface and sealer should not be applied.
- C. Exterior Surfaces: In all cleaning cases rinse well using 3000 psi pressure washer and allow to dry thoroughly before application.
- D. All surfaces to be coated shall be clean, dry, and free of frost or other foreign substances at the time of application.

2 APPLICATION

- A. A. Apply sealer in accordance with manufacturer's instructions.
- B. B. Stir material thoroughly before and during application.
- C. C. Back-roll to even out the material and to remove any puddles in low spots.

3 SAFETY

- A. Safe storage, handling and use dictate that adequate health and safety precautions be observed with this product. User is specifically directed to consult the current Material Safety Data Sheet for this product as well as precautions contained on product labeling.

END OF SECTION

SECTION 09 91 00 - PAINTING

PART 1 - GENERAL

1 SECTION INCLUDES

- A. All labor, materials, tools and other equipment), services and supervision required to complete painting works to surfaces and materials indicated on drawings or Finish Schedules and as specified herein.
- B. This Section along with the drawings forms part of the Contract documents and is to be read, interpreted and coordinated with all other parts

2 DEFINITIONS

- A. Gloss Level 1: Not more than 5 units at 60 degrees and 10 units at 85 degrees, according to ASTM D 523.
- B. Gloss Level 2: Not more than 10 units at 60 degrees and 35 units at 85 degrees, according to ASTM D 523
- C. Gloss Level 3: 10 to 25 units at 60 degrees and 10 to 35 units at 85 degrees, according to ASTM D 523.
- D. Gloss Level 4: 20 to 35 units at 60 degrees and not less than 35 units at 85 degrees, according to ASTM D 523.
- E. Gloss Level 5: 35 to 70 units at 60 degrees, according to ASTM D 523.
- F. Gloss Level 6: 70 to 85 units at 60 degrees, according to ASTM D 523.
- G. Gloss Level 7: More than 85 units at 60 degrees, according to ASTM D 523.
- H. EG: Ethylene Glycol. Ethylene glycol is listed as a hazardous air pollutant (HAP) by the U.S. EPA
- I. Blocking: Two painted surfaces sticking together such as a painted door sticking to a painted jamb.
- J. RAVOC: Reactivity adjusted VOC 'Reactivity' means the ability of a VOC to promote ozone formation.
- K. PDCA: Painting & Decorating Contractors of America www.pdca.org
- L. SSPC: Scopes of SSPC Surface Preparation Standards and Specifications. www.sspc.org
- M. Owner – usage of the term "Owner" shall be construed to mean the actual owner of the

Property or a duly authorized representative of the owner.

- N. Property – usage of the term “Property” shall be construed to mean the property location identified in paragraph 1.1 B. 1. of this specification at which location the work shall be performed.
- O. Painting Contractor – usage of the term “Contractor” shall be construed to mean the 3rd party contractor performing the painting portion of the project.

3 ACTION SUBMITTALS

- A. Product Data: For each type of product. Include preparation requirements and application instructions.
- B. Samples for Initial Selection: For each type of topcoat product.
- C. Samples for Verification: For each type of paint system and each color and gloss of topcoat.
 - 1. Submit Samples on rigid backing, no smaller than 7 inches by 10 inches (177.8 mm by 254 mm) or larger than 8.5 inches by 11 inches (215.9 mm by 279.4 mm).
 - 2. Label each Sample for project, owner’s agent, general contractor, painting contractor, paint color name and number, paint brand name, "P" number if applicable, and application area.
- D. Product List: For each product indicated, include the following:
 - 1. Cross-reference to paint system and locations of application areas.
 - 2. VOC content.

4 MAINTENANCE MATERIAL SUBMITTALS

- A. Furnish extra materials from the same product run that match products installed and that are packaged with protective covering for storage and identified with labels describing contents.
 - 1. Fifteen [15] percent, but not less than [1 gal. (3.8 L)] of each material and color applied
 - 2. Delivery of maintenance material to location within the District

5 QUALITY ASSURANCE

- A. Mockups: Apply mockups of each paint system indicated and each color and finish selected to verify preliminary selections made under Sample submittals and to demonstrate aesthetic effects and set quality standards for materials and execution.
 - 1. Owner’s agent will select one surface to represent surfaces and conditions for application of each paint system specified in Part 3.
 - a. Vertical and Horizontal Surfaces: Provide samples of at least 100 sq. ft. (9 sq. m).
 - b. Other Items: owner’s agent will designate items or areas required.

2. Acceptance of color selections will be based on mockups as reviewed by owners and/or owner's agent.
3. Acceptance of mockups does not constitute approval of deviations from the paint systems indicated unless owner's agent specifically approves such deviations in writing.
4. Subject to compliance with requirements, approved mockups may become part of the completed Work if undisturbed at time of Substantial Completion.

6 DELIVERY, STORAGE, AND HANDLING

- A. Store materials not in use in tightly covered containers in well-ventilated areas with ambient temperatures continuously maintained at not less than 45 deg F (7 deg C) or more than 120 deg F (49 deg C).
 1. Maintain containers in clean condition, free of foreign materials and residue.
 2. Remove rags and waste from storage areas daily.

7 FIELD CONDITIONS

- A. Surfaces must be clean and moisture free. Prime and paint as soon as possible. Do not apply paints in snow, rain, fog, or mist. No painting shall be done immediately after rain or foggy weather or when the temperature is below 50 °F. Substrate temperature must be 5 °F or more above dew point temperature while painting and during the coating's cure time. Avoid painting surfaces while they are exposed to a full, hot sun.
- B. Painting contractor should follow proper painting practices and exercise judgment based on his or her experience and project specific conditions as to when to proceed.

PART 2 - PRODUCTS

1 MANUFACTURERS

- A. Basis-of-Design Product: Subject to compliance with requirements, provide products manufactured or distributed by the Dunn-Edwards Corporation.

2 PAINT, GENERAL

- A. Material Compatibility:
 1. Provide materials for use within each paint system that are compatible with one another and substrates indicated, under conditions of service and application as demonstrated by manufacturer, based on testing and field experience.
 2. For each coat in a paint system, provide products recommended in writing by

manufacturers of topcoat for use in paint system and on substrate indicated.

- B. VOC Content: Provide materials that comply with VOC limits of authorities having jurisdiction.
- C. Colorants: The use of colorants containing hazardous chemicals, such as ethylene glycol, is prohibited.
- D. Colors: As Selected by owner's from manufacturer's full range.

3 SOURCE QUALITY CONTROL

- A. Testing of Paint Materials: Owner reserves the right to invoke the following procedure.
 - 1. Owner may engage the services of a qualified testing agency to sample paint materials. Contractor will be notified in advance and may be present when samples are taken. If paint materials have already been delivered to Project site, samples may be taken at Project site. Samples will be identified, sealed, and certified by testing agency.
 - 2. Testing agency will perform tests for compliance with product requirements.
 - 3. Owner may direct Contractor to stop applying paints if test results show materials being used do not comply with product requirements. Contractor shall remove non-complying paint materials from Project site, pay for testing, and repaint surfaces painted with rejected materials. Contractor will comply with requirements to use compatible products and systems as described in Paragraph 2.2.A. Contractor will be required to remove rejected materials from previously painted surfaces if, on repainting with complying materials, the two paints are incompatible.

PART 3 - EXECUTION

1 EXAMINATION

- A. Examine substrates and conditions, with Applicator present, for compliance with requirements for maximum moisture content and other conditions affecting performance of the Work.
- B. Maximum Moisture Content of Substrates: When measured with an electronic moisture meter as follows:
 - 1. Concrete: 11 percent or less.
 - 2. Masonry (Clay and CMU): 11 percent or less.
 - 3. Wood: 15 percent or less.
 - 4. Plaster: 5 percent or less.
- C. Portland Cement Plaster Substrates: Verify that plaster is fully cured, including pH testing to determine that alkalinity is within limits established by the manufacturer.
- D. Interior and/or exterior Gypsum Board Substrates: Verify that finishing compound is sanded smooth.

- E. Concrete floors require a calcium chloride test to measure hydrostatic pressure. Consult floor coating manufacturer with test results prior to beginning surface preparation.
- F. Verify suitability of substrates, including surface conditions and compatibility with existing finishes and primers.
- G. Proceed with coating application only after unsatisfactory conditions have been corrected.
 - 1. Application of coating indicates acceptance of surfaces and conditions.

2 PREPARATION

- A. Comply with manufacturer's written instructions applicable to substrates and paint systems indicated.
- B. Scraping or sanding surfaces of older buildings (especially pre-1978) may release dust containing lead or asbestos. EXPOSURE TO LEAD OR ASBESTOS CAN BE VERY HAZARDOUS TO YOUR HEALTH. Always wear appropriate personal protective equipment during surface preparation, and finish cleanup of any residues by water-washing all surfaces. For more information, see Dunn-Edwards brochure on "Surface Preparation Safety" or call EPA's National Lead Information Hotline at 1-800-424-LEAD, or visit www.epa.gov/lead or/asbestos, or contact your state or local Health Department.
- C. Remove hardware, covers, plates, and similar items already in place that are removable and are not to be painted. If removal is impractical or impossible because of size or weight of item, provide surface-applied protection before surface preparation and painting.
- D. Clean substrates of substances that could impair bond of paints, including dust, dirt, oil, grease, and incompatible paints and encapsulants.
 - 1. Remove incompatible primers and re-prime substrate with compatible primers or apply bond coat as required to produce paint systems indicated.
- E. Where mildew is present, remove mildew by scrubbing with a commercial mildew remover, or, with a solution of one (1) part household bleach mixed in three (3) parts water by volume. The solution should be left on the surface for a minimum of twenty (20) minutes, rinsed thoroughly with clean water to remove any residue, and then allowed to dry completely prior to application of patching/caulking/prime/finish coat systems.
- F. Moisture: All areas that may cause paint failure due to moisture shall be addressed and eliminated. This would include, but is not limited to:
 - 1. Gutters and downspouts not working properly.
 - 2. Previous coats of paint not adhering properly.
 - 3. Wood checking (cracks and splits in wood).
 - 4. Deteriorated caulking.
 - 5. Gaps between substrates.

6. Rotten wood.
 7. Areas affected by water splashing.
 8. Painting in inclement weather.
 9. Painting a substrate where residual moisture exceeds limits stated in 3.1.B.
 10. Un-caulked nail holes.
- G. Pressure wash or water blast to remove oil, grease, dirt, loose mill scale, and loose paint at pressures of 2500-3500 p.s.i. at a flow of 3.0-3.5 gallons per minute. This is the recommended standard for optimal efficiency
- H. Prior to application of prime/finish interior and/or exterior coat systems, provide a clean, sound surface free of dust, dirt contaminants, mildew and efflorescence by use of a power wash and hand scraping or use of mechanical grinders where necessary. Additionally, areas are to be scrubbed with a bristle brush to insure complete removal of any residual salts. Remove all labels, stickers, price tags, etc. from surfaces before priming. Wood areas stamped with ink codes must be spot primed with blocking primers. Power wash areas to be coated to ensure that new salt deposits do not occur. Failure to do so may cause adhesion issues or result in delamination and invalidate any manufacturer warranty given or implied. After cleaning if there is still chalk evident, this condition must be brought to the owner's attention in writing before any further work is done.
- I. Cementitious Substrates: (concrete, stucco, masonry) Remove release agents, curing compounds, efflorescence, and chalk. Do not paint surfaces if moisture content or alkalinity of surfaces to be painted exceeds that permitted in manufacturer's written instructions.
1. Wire brush all loose and peeling paint and dust all surfaces before spot priming or applying finish coats. Industry standards apply to applications of cracks, voids, and repairs. Any areas of repair shall be patched and dried before coatings are applied. Cracks should be repaired as follows: 1. Cracks less than ¼" wide should be filled using Stucco Patch by Rapid Set. 2. Cracks wider than ¼" should be cut and scraped to a "V" shape and filled with Stucco Patch by Rapid Set (See Attached Data Sheet). Large cracks and holes may require repeated applications of patching materials to bring flush with adjacent substrate. Feather-in all repairs and caulking to blend with adjacent substrate.
 2. Large holes in stucco / plaster/ concrete will be patched with Stucco Patch by Rapid Set Patching Compound in appropriate texture to blend with existing texture. Allow stucco patch to cure to acceptable pH level (10) prior to application of prime/finish coat systems. Caulk large cracks in stucco / plaster/ cement with Dunn Edwards DEC- 920.
 3. Spot prime over all patched areas, cracks, and holes then use an appropriate topping material to match existing surface level and texture.
- J. All Steel Substrates: Remove rust, loose mill scale, and shop primer if any. Clean using methods recommended in writing.
- SSPC-SP 1, "Solvent Cleaning."
 - SSPC-SP 2, "Hand Tool Cleaning."
 - SSPC-SP 3, "Power Tool Cleaning."
1. All ferrous metals should be thoroughly cleaned and all loose rust or mill scale be removed

by wire brush, scraper and/or power tool, such as an electric drill with a wire brush attachment. Any rust spots or bare metal should receive the appropriate prime coat. Rust inhibited primer to be applied on all properly prepared surfaces where rust is evident. Any hard, glossy surfaces should be dulled. Previously painted ferrous metal in sound condition should be washed down with a strong detergent-type cleaner such as Krud-Kutter or Simple Green.

2. Shop-Primed Steel Substrates: Clean field welds, bolted connections, and abraded areas of shop paint, and paint exposed areas with the same material as used for shop priming to comply with SSPC-PA 1 for touching up shop-primed surfaces.
3. Galvanized-Metal Substrates: Remove grease and oil residue from galvanized sheet metal by mechanical methods to produce clean, lightly etched surfaces that promote adhesion of subsequently applied paints.
 - a. All galvanized gutters and flashing should be thoroughly cleaned to remove loose and peeling paint.
 - b. Any bare galvanized metal should be wiped down with a non-petroleum solvent cleaner.
 - c. Prime bare metal with the specified galvanized metal primer.
 - d. Any rust on galvanized metal must be removed. Clean to bare metal
4. Aluminum Substrates: Remove loose surface oxidation.

K. Wood Substrates:

1. All deteriorated or delaminated substrates (i.e. wood, hardboard siding, T1-11) shall be replaced. Scrape and clean knots. Before applying primer, apply coat of knot sealer recommended in writing by topcoat manufacturer for interior and/or exterior use in paint system indicated.
2. Sand and dust surfaces that will be exposed to view.
3. Prime edges, ends, faces, undersides, and backsides of wood.
4. After priming, fill holes and imperfections in the finish surfaces with putty or plastic wood filler. Sand smooth when dried.
5. Spot prime all patched and filled areas as well as any new wood with the appropriate primer or sealer as stated in the Finish Schedule.

3 APPLICATION

- A. Apply paints according to manufacturer's written instructions and recommendations.
1. Use applicators and techniques suited for paint and substrate indicated.
 2. The number of coats scheduled is the minimum number of coats required. Additional coat(s) shall be applied at no additional cost to the Owner, to completely hide base

material, provide uniform color, and to produce satisfactory finish results.

3. Apply coatings without thinning except as specifically required by label directions, or required by these specifications. In such cases, thinning shall be the minimum reduction permitted.
 4. Paint surfaces behind movable items same as similar exposed surfaces. Before final installation, paint surfaces behind permanently fixed items with prime coat only.
 5. Paint both sides and edges of interior and/or exterior doors and entire exposed surface of interior and/or exterior door frames.
 6. Do not paint over labels of independent testing agencies or equipment name, identification, performance rating, or nomenclature plates.
- B. If undercoats or other conditions show through topcoat, apply additional coats until cured film has a uniform paint finish, color, and appearance.
- C. Apply paints to produce surface films without cloudiness, spotting, holidays, laps, brush marks, roller tracking, runs, sags, ropiness, or other surface imperfections. Cut in sharp lines and color breaks.
- D. Block Fillers: Provide block fill as scheduled to conform to the following PDCA Standard P12-05.
1. Level 3 - Premium fill: One or multiple coats of high performance block filler manufactured to be applied at a high dry film build. Block filler shall be back-rolled to eliminate voids and reduce the majority of the masonry profile depth
- E. Painting Fire Suppression, Plumbing, HVAC, Electrical, Communication, and Electronic Safety and Security Work:
1. Paint the following work where exposed to view:
 - a. Equipment, including panel boards.
 - b. Uninsulated metal piping.
 - c. Uninsulated plastic piping.
 - d. Pipe hangers and supports.
 - e. Metal conduit.
 - f. Plastic conduit.

4 FIELD QUALITY CONTROL

- A. Dry Film Thickness Testing: Owner may engage the services of a qualified testing and inspecting agency to inspect and test paint for dry film thickness.
1. Contractor shall touch up and restore painted surfaces damaged by testing.
 2. If test results show that dry film thickness of applied paint does not comply with paint manufacturer's written recommendations, Contractor shall pay for testing and apply

additional coats as needed to provide dry film thickness that complies with paint manufacturer's written recommendations.

5 CLEANING AND PROTECTION

- A. At the end of each workday, remove rubbish, empty cans, rags, and other discarded materials from Project site.
- B. After completing paint application, clean spattered surfaces. Remove spattered paints by washing, scraping, or other methods. Do not scratch or damage adjacent finished surfaces.
- C. Protect work of other trades against damage from paint application. Correct damage to work of other trades by cleaning, repairing, replacing, and refinishing, as approved by owner's agent, and leave in an undamaged condition.
- D. At completion of activities of other trades, touch up and restore damaged or defaced painted surfaces.
- E. Remove, clean and reinstall all signage.

6 ADDITIONAL INSTRUCTIONS FOR PREPARATION AND APPLICATION OF PAINT

- A. Inspections & Observation of work
 - 1. After completion of Surface Preparation all work to be inspected by Owner or Owner's representative prior to painting.
 - 2. Upon completion of any and all prime coats, work will be inspected prior to finish coats.
 - 3. All work will be inspected after the 1st Finish Coat is applied.
 - 4. After 2nd Finish Coat is applied, all work will be inspected for Final Approval of Work.
- B. Items to be protected in place and maintain their existing condition
 - 1. Do not paint FRP doors, power wash only.
 - 2. Do not paint wall mounted (IE. lights, security cameras, speakers), protect from water damage from power washing and painting
 - 3. Do not paint exposed concrete or masonry, power wash & apply sealer only
 - 4. Do not paint any unfinished or galvanized metal hand & guard rails, power wash only
 - 5. Do not paint unpainted factory finished roll-up doors, power wash only
 - 5. Contractor to protect in place all foliage and planting,
 - A. If any planting must be removed for work to be performed, contractor must inform District or District's representative and receive authorization.
 - 6. Clear plants between storage containers.
 - 7. Remove stickers from doorstops and clean off any adhesive residue.

NOTE: ALL INSPECTIONS TO BE COMPLETED BY OWNER\OWNER'S REPRESENTATIVE.

- C. Prepare, paint and finish all surfaces specified and agreed upon.

- D. Provide paint finishes of even uniform color, free from cloudy or muddled appearance. Properly correct all non-complying work to the satisfaction of owner and owner's representative and the representative of the paint manufacturer.
- E. Paint Application Finish Schedule (Typical)

Painted Plaster, Stucco, & Concrete (If Called out for Painting)

- First Coat: PRIMER: EFF-STOP Premium, Masonry Primer/Sealer (ESPR00)
- Second Coat: EVERSIELD, Exterior /Interior Velvet Paint (EVSH20 Series)
(back roll after second coat)
- Third Coat: EVERSIELD, Exterior /Interior Velvet Paint (EVSH20 Series)

Wood Surfaces Siding Soffits, Trims, Infill Panels, Posts

- First Coat: EZ-PRIME Premium Exterior Wood Primer (EZPR00)
- Second Coat: EVERSIELD, Exterior /Interior Velvet Paint (EVSH20 Series)
- Third Coat: EVERSIELD, Exterior /Interior Velvet Paint (EVSH20 Series)

Backflow Preventers, Switchgears, Freestanding Utility Boxes

- First Coat: ENDURAPRIME Galvanized Metal Primer (ENGM00)
(for galvanized metal)
- Second Coat: EVERSIELD, Exterior /Interior Semi-Gloss Paint (EVSH50 Series)
- Third Coat: EVERSIELD, Exterior /Interior Semi-Gloss Paint (EVSH50 Series)

Galvanized Metal Gutters, Downspouts, Flashing, Trim, Ductwork, Piping & Conduit

- Pretreatment: Krud Kutter Metal Etch
- First Coat: ENDURAPRIME Galvanized Metal Primer (ENGM00)
(for galvanized metal)
- Second Coat: EVERSIELD, Exterior /Interior Velvet Paint (EVSH20 Series)
- Third Coat: EVERSIELD, Exterior /Interior Velvet Paint (EVSH20 Series)

Ferrous Metal Piping, Conduit, Mech. Curb & Equipment

- First Coat: ENDURAPRIME Interior /Exterior Acrylic Rust Preventative Metal Primer ENPR00
- Second Coat: EVERSIELD, Exterior /Interior Velvet Paint (EVSH20 Series)
- Third Coat: EVERSIELD, Exterior /Interior Velvet Paint (EVSH20 Series)

Metal Poles and Horizontal Connections at Fencing

- First Coat: ENDURAPRIME Galvanized Metal Primer (ENGM00)
- Second Coat: EVERSIELD, Exterior /Interior Velvet Paint (EVSH20 Series)
- Third Coat: EVERSIELD, Exterior /Interior Velvet Paint (EVSH20 Series)

Metal Containers

First Coat: ENDURAPRIME Galvanized Metal Primer (ENGM00)
Second Coat: EVERSIELD, Exterior /Interior Velvet Paint (EVSH20 Series)
Third Coat: EVERSIELD, Exterior /Interior Velvet Paint (EVSH20 Series)

Ornamental Fencing & Gates

First Coat: ULTRASHIELD® Interior/Exterior Galvanized Metal Primer ULGM00-WH
Second Coat: ARISTOSHIELD® Interior/Exterior Eggshell Paint ASHL30
Third Coat: ARISTOSHIELD® Interior/Exterior Eggshell Paint ASHL30

Galvanized Handrails (Previously Painted)

Pretreatment: Sand & prepare existing surface
First Coat: ULTRASHIELD® Interior/Exterior Galvanized Metal Primer ULGM00-WH
Second Coat: ARISTOSHIELD® Interior/Exterior Velvet Paint ASHL30
Third Coat: ARISTOSHIELD® Interior/Exterior Velvet Paint ASHL30

Windows & Door Frames

First Coat: ULTRASHIELD® Interior/Exterior Galvanized Metal Primer ULGM00-WH
Second Coat: ARISTOSHIELD® Interior/Exterior Velvet Paint ASHL30
Third Coat: ARISTOSHIELD® Interior/Exterior Velvet Paint ASHL30

END OF SECTION

SECTION 09 96 00 – ABRASIVE BLASTING

PART 1 - GENERAL

1 Section Includes:

- A. All labor, materials, tools and other equipment, services and supervision required to complete blasting and cleaning work to surfaces and materials indicated on drawings or Finish Schedules and as specified herein.
- B. This Section along with the drawings forms part of the Contract documents and is to be read, interpreted and coordinated with all other parts.

2 Related Sections:

- A. Section 099100 - Painting (surface preparation requirements for painting)

3 Reference Standards:

- A. The latest applicable edition of the following standards and codes shall govern all materials and workmanship:

CSA-A23.1-94, Concrete Materials and Methods of Concrete Construction. CSA-A23.4-94, Precast Concrete - Materials and Construction.

CAN/CSA-S269.3-M92, Concrete Formwork.

ACI 347, Recommended Practice for Concrete Formwork.

Workers Compensation Board (WCB) Industrial Health and Safety Regulations. Master Painters Institute (*MPI*), Recommended Practices for Abrasive Blasting. Applicable local Building Code.

4 Quality Assurance:

- A. The abrasive blasting contractor shall have a record of satisfactory performance in the trade and shall maintain a qualified crew competent in abrasive blasting and cleaning throughout the duration of the work.
- B. Completed work to be inspected by owner's and/or owner's representatives for quality control.

5 Requirements of Regulatory Agencies:

- A. Perform all work in strict accordance with the latest Industrial Health and Safety Regulation requirements of local authorities having jurisdiction.

- B. Perform all work in strict accordance with the latest requirements / restrictions of appropriate authorities having jurisdiction (local, regional or national), particularly in regard to storage, handling and disposal of abrasive blast materials including waste / hazardous residue.
- C. Ensure appropriate environmental safeguards are in place before commencement of work.

6 Mock Up

- A. Abrasive blast a designated sample area using the abrasive blast finish as noted on Schedule of Abrasive Blast Finishes and/or as specified herein.
- B. Before abrasive blasting exposed cast-in-place concrete, a test panel at least 100 ft² (10 m²) in size, on a wall to be concealed later shall be abrasive blasted for approval by the specifying authority / Consultant. A texture which is approved by the specifying authority / Consultant shall be achieved before any exposed walls or surfaces are abrasive blasted.
- C. This sample panel or area will become the acceptable criteria for all other such work.
- D. Abrasive blasting of precast concrete shall be done in plant by manufacturer's own forces to the requirements specified herein and to the approval of the specifying authority / Consultant. Approved sandblasted units shall become in-plant criteria for finish.

7 Scheduling of Work:

- A. Coordinate the work of this Section and make necessary arrangements with other trades on the job site before commencing abrasive blasting and cleaning work on cast-in-place concrete and other designated surfaces.

PART 2 - PRODUCTS

1 Abrasives:

- A. Abrasive type and gradation will be selected by the abrasive blasting contractor to achieve the desired finish.
- B. Abrasives must be free from foreign matter. The fine particles shall be no smaller than those retained on a #40 mesh screen. If industrial sand is to be used, washed industrial sand (river sand) only shall be acceptable.

2 Equipment:

- A. For blast finishes, air compressors with sufficient air replacement must be used.
- C. Nozzle: venturi type with nozzle point pressure of not less than 90 psi (620 KPa).

- D. Main Hose: minimum 1.25" (32 mm) I.D.
- E. Blasting Machine: (pot) equipped, in addition to the blast hose with a water (moisture) trap, complete remote control (deadman) valve, abrasive control valve, exhaust valve, air intake (choke) valve, hand hold, and blast helmet.

PART 3 – EXECUTION

1 Condition of Surfaces:

- A. Prior to commencement of abrasive blasting, examine all surfaces scheduled to be worked on.
- B. Report in writing to the CM/district any condition which might adversely affect the work. Blast work shall not proceed until all such defects or conditions have been corrected and surfaces are acceptable for abrasive blasting.
- C. The abrasive blasting contractor shall be responsible for the condition of the substrate or for correcting defects and deficiencies in the substrate which may adversely affect the abrasive blasting work. The contractor shall be responsible for any damage to window frames, door frames, glass or any other material from lack of adequate protection.
- D. On existing buildings, proper protection of windows, frames, etc. shall be provided.

2 Workmanship

- A. Methods of abrasive blasting finishes to be carried out by the generally accepted methods of the trade by qualified tradesmen and equipment noted herein.
- B. The General Contractor shall be responsible to assure the abrasive blasting contractor that the mix design has been adhered to and shall ensure that this abrasive blasting contractor has access to all sections of the building or structure where abrasive blasting work is to be performed.
- C. The abrasive blast applicator shall be protected by such equipment as is mandated by the safety authority having jurisdiction.
- D. Mask and protect all existing adjacent finishes from damage by this trade.
- E. Erect barriers or screens and post signs to warn, limit or direct traffic away or around work area as required

3 Clean-Up:

- A. All abrasive blast surfaces are to be washed down to remove residue material.
- B. Remove all equipment, masking materials and residue and leave areas broom clean.
- C. Clean equipment and dispose of wash water / abrasives as well as all other protective materials (e.g. drop cloths, masking, etc.) in accordance with the safety requirements of authorities having jurisdiction.

END OF SECTION